



International Journal of Research Publication and Reviews

Journal homepage: www.ijrpr.com ISSN 2582-7421

IMPACT OF DIGITAL PAYMENT ON CONSUMER BEHAVIOUR IN INDIA

AVINASH KUMAR

GALGOTIAS UNIVERSITY

CHAPTER 1: INTRODUCTION

Background

The Indian economy has experienced a notable shift in the digital landscape, particularly in the financial sector. The launch of digital payment platforms such as Unified Payments Interface (UPI), mobile wallets (e.g., Paytm, PhonePe), internet banking, and QR-based systems has transformed the way people transact. The COVID-19 pandemic further accelerated the adoption of contactless payments, influencing consumers to switch from cash to digital platforms.

1.2 Objectives of the Study

- To assess the growth and usage of digital payment systems in India.
- To analyze the influence of digital payments on consumer behaviour and purchasing decisions.
- To identify challenges, limitations, and consumer concerns regarding digital payment methods.
- To recommend strategies to improve the adoption and trust in digital payments.
- It analyzes their preferences, satisfaction levels, and behavioural patterns related to digital payments.

1.3 Scope of the Study

The study focuses on Indian consumers aged 18–50 years, including students, working professionals, and small business owners in urban and semi-urban regions. It analyzes their preferences, satisfaction levels, and behavioural patterns related to digital payments.

1.4 Research Questions

- How have digital payment systems influenced the behaviour of Indian consumers?
- What are the most commonly used digital payment methods and why?
- How have digital payment systems influenced the behaviour of Indian consumers?
- What are the most commonly used digital payment methods and why?

CHAPTER 2: LITERATURE REVIEW

2.1 Overview of Digital Payments in India

India has witnessed an exponential rise in digital transactions over the past decade. With the Government's "Digital India" initiative, the push toward cashless transactions has increased. UPI, launched by the National Payments Corporation of India (NPCI), has seen the fastest adoption in history, surpassing traditional methods such as credit cards and mobile wallets.

Key players in India's digital payment ecosystem include:

- UPI apps: Google Pay, PhonePe,
- Mobile wallets: Paytm Wallet, Amazon Pay, Mobikwik
- Cards: Debit/Credit cards from Visa, Mastercard, Rupay
- Net banking from traditional banks

2.2 Consumer Behaviour and Digital Adoption

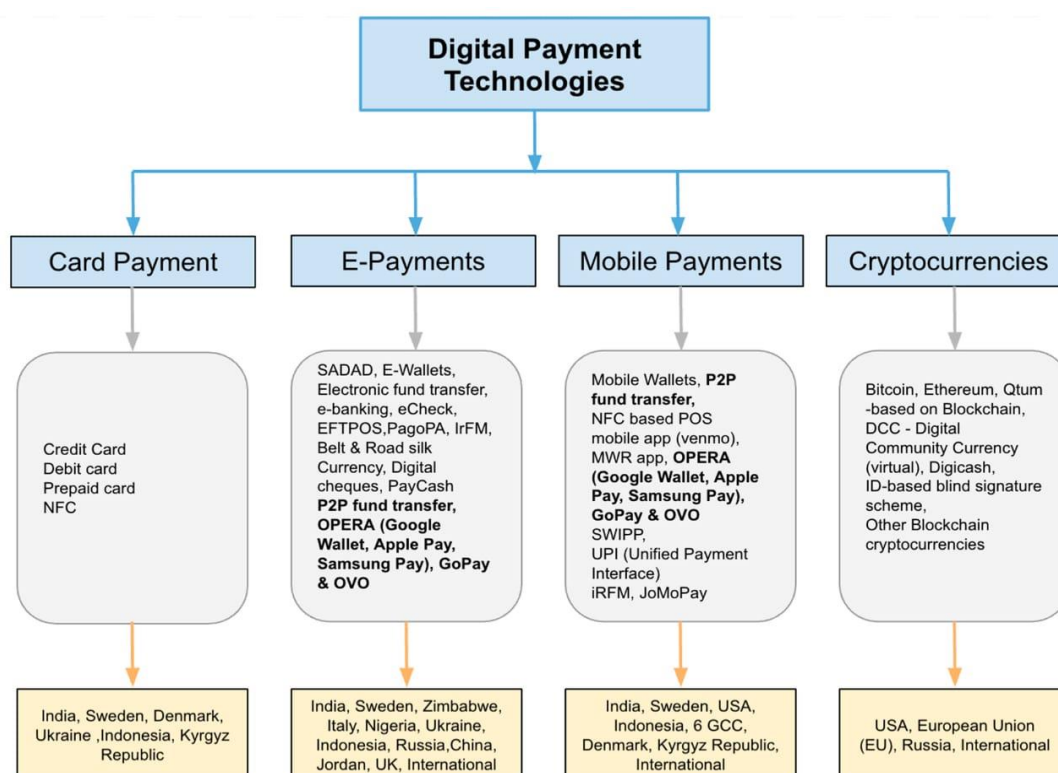
Consumer behaviour refers to the study of individuals and groups about the purchase and usage of goods or services. With digital payments, behavioural factors such as perceived usefulness, ease of use, trust, and social influence play a major role in adoption.

Key findings from existing literature:

- Millennials are early adopters of technology.
- Trust in cybersecurity and ease of refund influence retention.
- Convenience and cashback/rewards are leading motivators.

2.3 Gaps in Existing Research

While many studies highlight the growth of digital transactions, limited research focuses on how these platforms influence actual spending behaviour. There's also a lack of data from semi-urban and rural users, as most studies target metro cities. This project aims to fill that gap by surveying a broader demographic, focusing not just on platform usage but on behavioural shifts in spending, saving, and perception.



CHAPTER 3: RESEARCH METHODOLOGY

3.1 Research Design

The study follows a descriptive research design, aiming to explore and explain the influence of digital payment systems on consumer behaviour in India. It investigates changes in purchasing patterns, preferences, and frequency of transactions post the adoption of digital payment methods. The study attempts to understand both quantitative and qualitative shifts in consumer habits using statistical and observational data.

3.2 Sampling Technique

A non-probability convenience sampling technique was used for data collection. Respondents were selected based on ease of access and their experience with digital payment platforms. The sample consisted of 150 respondents across urban and semi-urban regions, including working professionals, students, and small business owners. The diversity in the sample helped in capturing varied perspectives on digital payment usage.

3.3 Data Collection Tools

Primary Data: Collected using a structured questionnaire distributed both online and offline. The questionnaire included multiple-choice and Likert-scale questions to gather data on:

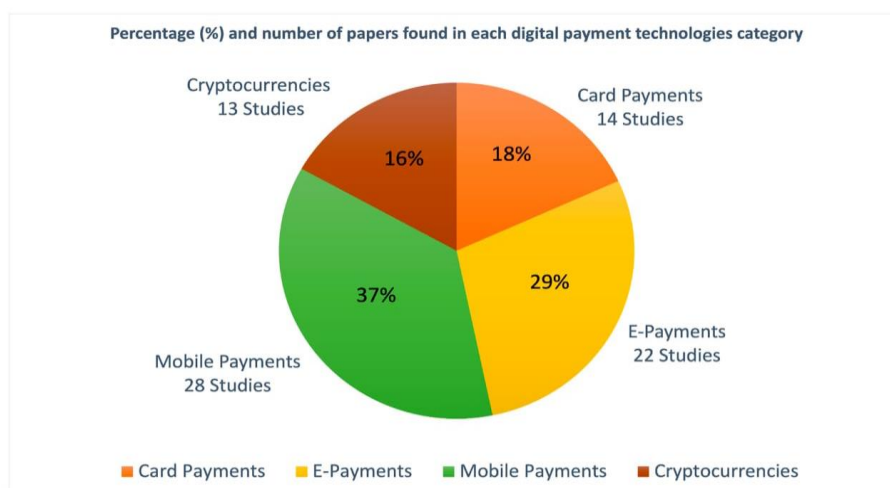
Frequency of digital payment use

Preferred platforms (UPI, mobile wallets, cards, etc.)

Secondary Data: Obtained from government reports (e.g., RBI, NPCI), research papers, industry reports, and articles to support primary findings.

3.4 Limitations of the Study

- **Sample Bias:** As the study used convenience sampling, the findings may not represent the entire Indian population, especially rural and digitally excluded segments.
- **Limited Geographic Scope:** The research was largely limited to urban and semi-urban respondents, potentially overlooking behavioural trends in rural areas.
- **Self-Reported Data:** Reliance on questionnaire responses may lead to social desirability bias or inaccuracies in self-reporting behaviour.
- **Rapid Technological Changes:** The digital payment landscape in India evolves quickly, and the findings may become outdated in a short span of time.



CHAPTER 4: DATA ANALYSIS AND INTERPRETATION

This chapter presents the analysis of responses from 100 survey participants, focusing on demographics, payment preferences, behavioural shifts, and challenges.

4.1 Demographic Profile of Respondents

Category Distribution

- **Gender** Male – 56%, Female – 44%
- **Age** 18–25 (48%), 26–35 (30%), 36–50 (22%)
- **Occupation** Students (35%), Working Professionals (45%), Others (20%)
- **Income Range** Below ₹25,000 – 40%, ₹25,000–₹50,000 – 35%, ₹50,000+ – 25%

4.2 Usage of Digital Payment Method

Q: Which digital payment method do you use most frequently?

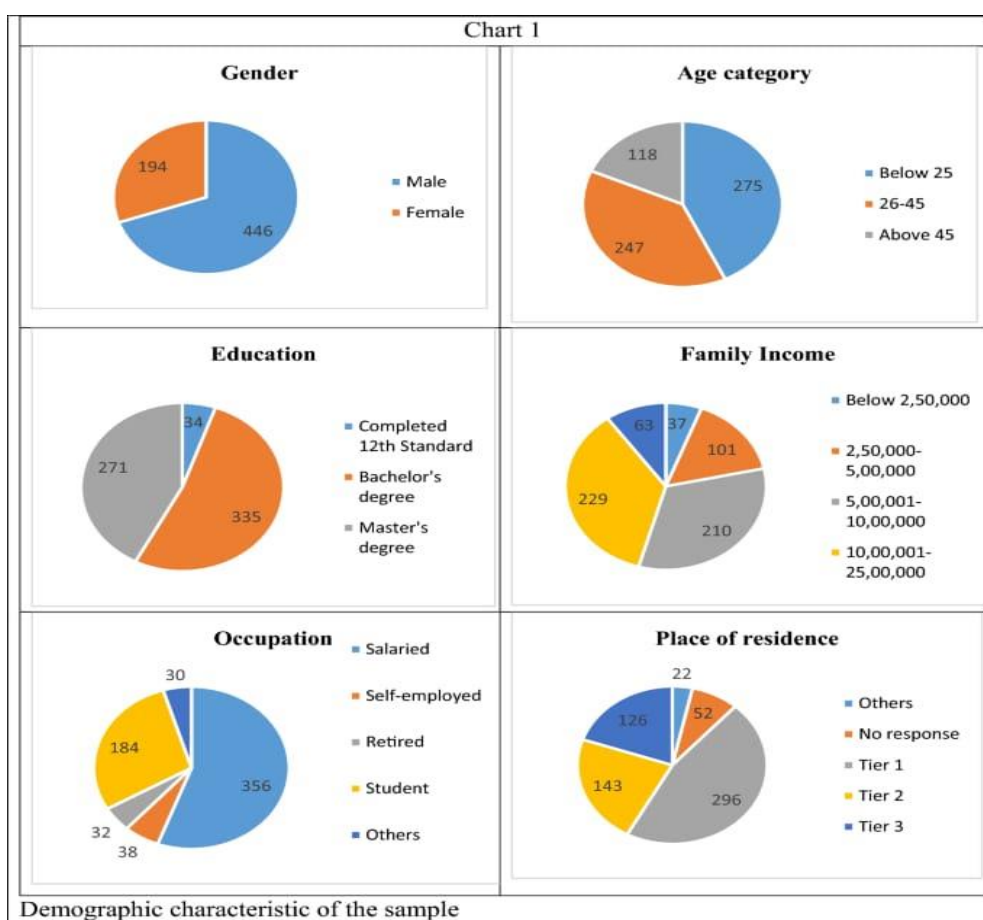
Payment Mode	Percentage
UPI (GPay, PhonePe, Paytm)	64%
Mobile Wallets	18%
Credit/Debit Cards	10%
Net Banking	5%
Cash on Delivery	3%

Insight: UPI dominates due to ease, zero transaction fees, and integration with bank accounts. 4.4 Perception and Satisfaction

Q: On a scale of 1 to 5, how satisfied are you with digital payment systems?

Satisfaction Level	Respondents
5 – Very Satisfied	38%
4 – Satisfied	42%
3 – Neutral	15%
2 – Dissatisfied	4%
1 – Very Dissatisfied	1%

Conclusion: 80% of users are satisfied or very satisfied with digital payments, showing a strong positive impact.



CHAPTER 5: FINDINGS AND DISCUSSION

5.1 Key Findings

1. UPI is the Most Preferred Method:

Over 60% of respondents use UPI platforms such as Google Pay and PhonePe due to speed, ease, and zero transaction charges.

2. Young Adults Are Leading the Shift:

Individuals aged 18–35 are the most active users, driven by tech familiarity and lifestyle convenience.

3. Security Remains a Concern:

47% of users cited security and fraud risk as a barrier to full trust in digital payments, especially among older users

4. Spending Behaviour Is Changing:

Respondents admitted to more frequent transactions and impulse purchases due to the ease of use and availability of offers.

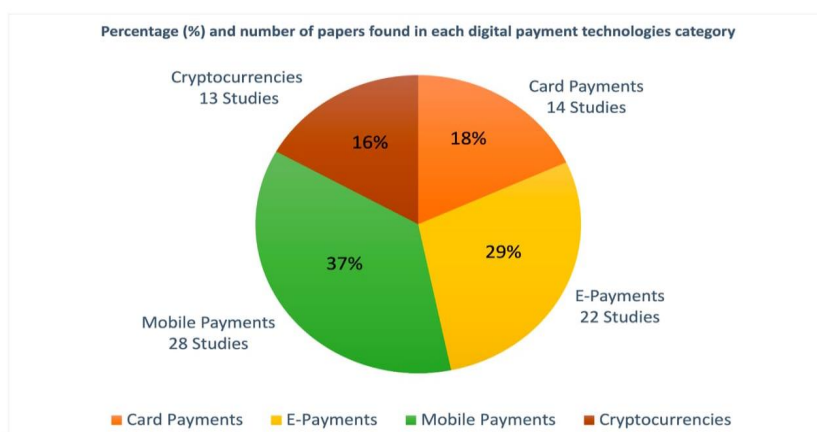
5. High Overall Satisfaction:

80% of users reported being satisfied or very satisfied with digital payment systems, indicating a strong positive reception.

5.2 Discussion

The findings confirm that digital payment systems are reshaping how consumers interact with money in India. The Tech Acceptance Model (TAM) aligns with the results — as perceived usefulness and ease of use are strongly influencing adoption. Additionally, the study validates that digital inclusion, when paired with awareness, leads to behavioural change in how consumers shop, pay, and save.

However, challenges like lack of trust, fraud, and technical difficulties continue to act as friction points. These must be addressed through better education, transparent processes, and stronger grievance redressal mechanisms.



CHAPTER 6: CONCLUSION AND RECOMMENDATIONS

6.1 Conclusion

This study shows that digital payment systems have significantly transformed consumer behaviour in India. From reducing reliance on cash to encouraging impulse purchases and improving transaction convenience, the shift is evident—especially among the youth and urban population.

UPI has emerged as the most popular platform, largely due to its simplicity, zero charges, and direct bank integration. Consumers appreciate the convenience and speed of digital payment but still face barriers related to fraud risks, internet connectivity, and lack of digital literacy in some segments. Overall, digital payment systems are fostering financial inclusion and convenience, but widespread adoption requires addressing challenges around trust, infrastructure, and education.

6.2 Recommendations

1. Enhance Cybersecurity and Fraud Protection

- Strengthen user verification, encryption, and fraud reporting mechanisms.
- Increase public awareness campaigns on how to avoid scams.

2. Expand Digital Literacy Programs

- Conduct workshops in semi-urban and rural areas to teach people how to use UPI, mobile wallets, and Internet banking safely.

3. Improve internet structure

- Government and telecom providers should work to expand and stabilize internet access in underserved areas.

4. Offer More Incentives

- Cashback, reward points, and discounts should be promoted to further motivate users, especially those hesitant to switch from cash.

5. Develop Robust Grievance Redressal Systems

- Fintech firms and banks must implement responsive support systems to handle transaction failures or security breaches.

REFERENCES

1. National Payments Corporation of India (NPCI). (2024). *UPI Product Statistics*. Retrieved from <https://www.npci.org.in>
2. Reserve Bank of India (RBI). (2023). *Annual Report 2022–23*. Retrieved from <https://www.rbi.org.in>
3. Ministry of Electronics and Information Technology, Government of India. (2023). *Digital India Programme Overview*. Retrieved from <https://www.digitalindia.gov.in>
4. Deloitte India. (2022). *Digital Payments: Way Forward*. Retrieved from <https://www2.deloitte.com/in>
5. PwC India. (2022). *The Future of Digital Payments in India*. Retrieved from <https://www.pwc.in>
6. Statista Research Department. (2024). *Digital Payments in India – Statistics & Facts*. Retrieved from <https://www.statista.com>
7. Singh, R., & Mehta, A. (2021). *Consumer Behaviour and Digital Payment Adoption in Urban India*. *International Journal of Management Studies*, 8(3), 25–34.
8. Jain, M., & Kumar, V. (2020). *The Role of UPI in India's Digital Revolution*. *Journal of Financial Innovation*, 6(2), 87–98.
9. KPMG. (2023). *India Fintech Report: Redefining Digital Transactions*. Retrieved from <https://home.kpmg/in>
10. Economic Times. (2023). *UPI Transactions Surge: A Look at India's Cashless Economy*. Retrieved from <https://economictimes.indiatimes.com>