



EFFICACY OF HOMOEOPATHY IN SURGICAL DISEASE A CASE OF RANULA

Dr. Mohammad Rafi

B.H.M.S, M.D. Homoeopathy Associate Professor Anatomy
Madhav homoeopathic medical college and Hospital, Rajasthan, India
Email: rafi078@gmail.com

ABSTRACT:

The term ranula describes diffused swelling on the floor of the mouth caused due to either mucous extravasations or less commonly a mucous retention phenomenon. They are generally derived from the major sublingual salivary gland. Mucocoeles are an extremely common lesion of the minor salivary gland. The term plunging or cervical ranula refers to mucocoeles that extend below the mylohyoid muscles, beyond the sublingual space and invariably are associated with the sublingual salivary gland. This article represents a case of simple ranula in the floor of mouth with review of literature emphasizing the use of homoeopathic medicine TUBERCULINUM for treatment on the basis of totality.

Key words: - Ranula, Homoeopathy, Constitutional medicine, Miasmas

Introduction: -

Ranula is a mucocoele that occurs in the floor of the mouth usually involves the major salivary gland. The term ranula is used because this lesion often resembles the swollen abdomen of frog (rana). Ranula originates in the body of the sublingual gland, in the ducts of Rivinus of the sublingual gland. They can be categorized into 2 types: oral ranulas and cervical ranulas. An oral ranula represents a localized collection of mucous within the floor of the mouth and is more common type than cervical type. In cervical ranula, the mucous collection is in the submandibular and submental space of the neck.

Case report:-

A 10 year old boy visited my clinic with complaint of swelling below the tongue. He was facing difficulty during talking, chewing food, pronounce the appropriate words, and feeling embarrassment due to this condition.

In his family history his grandfather had tuberculosis.

His elder sister had PCOD.

Physical general

He was timid, wants sweets, fear of animal, irritable especially when awaking, depressed, use foul language, headache intense, Dryness of mouth with no thirst, Offensive odor from mouth.

Mental general

Abusive++, Anger, throwing the things, easily offended, wants to live alone.

On examination:-

General physical examination: - the patient was lean and thin

Height: - 4.4 ft

Weight: - 39 kg

Pallor: - absent

Cyanosis: - absent

Clubbing: - absent

Systemic examination: - swelling below the tongue

Diagnosis: - ranula

On the basis of case taking and totality of symptoms.

Fear, general phobia from animal

Anger

Easily offended
 Abusive
 Throwing things
 Company aversion
 Depressed
 Melancholy complaints aggravate at night
 Dryness of mouth
 Thirstless

Material and methods

Case processing

Analysis of symptom:-

Feeling embarrassment, fear from animal, use abusive languages, anger, throwing things around, aversion company, dryness in mouth, Thirstless, foul smelling odor from mouth, complaints aggravate at night.

Evaluation of symptom:-

Mental: - Feeling embracement, fear from animal; use abusive languages, anger, throwing this around, aversion company.

Physical general: - dryness in mouth, Thirstless, foul smelling odor from mouth, complaints aggravate at night.

Particular: - dryness of mouth without thirst.

Totality of symptoms:-




- Uses abusive language
- Anger
- Throwing things around
- Aversion Company
- Dryness in mouth
- Thirstless
- Foul smelling odor from mouth
- Complaints aggravate at night.



The screenshot shows the RadarOpus software interface. The main window displays a repertorisation table with the following columns: tub., lyc., cham., nux-v., sep., etc., phos., stram., nat-m., bell., carb-v., lach., merc., æon., thuji., kal-c., mag-c., bry., puls., arsen., sulph. The table lists 7 symptoms and 440 remedies, with columns for various remedies like tub., lyc., cham., nux-v., sep., etc. The table is sorted by the sum of symptoms (sorted degrees). The interface includes a menu bar (File, Edit, Additions, View, Search, Take, Analysis, Tools, Window, Help) and a toolbar with icons for Repertories, References, Patients, Remedies, Families, Bookmarks, Search area, Search, Analysis, Maps, Back, Forward, History, and Shop. The status bar at the bottom shows '7 symptom(s) / 440 remedies' and 'Sum of symptoms (sorted degrees) No limitation All remedies'.

Figure 1 Repertorisation table

Repertorisation after analysis and evaluation of the case, following rubrics were taken for repertorisation. (Figure 1)

The most important remedy that belongs to nosode kingdom, tuberculinum was chosen. For 12 days, the tuberculinum 0/1 twice a day. The patient was instructed to maintain oral hygiene. To attain the results, the patient was followed up every two week (table 1). Discussion in the case: the patient with complaints, difficulty during talking, eating, and swelling below the tongue is the common symptoms of ranula. However, his mental symptoms and family history were peculiar and characteristic for this case that led to not only relief of the symptoms but also restoration of normal shape of tongue.

Date of Follow-up	Medicine with doses repetition	Picture of the ranula
07-06-2024	Thyrodinum0/1 Given ten downward strokes, 1 spoonful medicine to be taken and mixed with 1 cup of water To be mixed well and 1 spoonful mixed medicine to be taken in empty stomach BD For 12 days	
25-06-2024	Thyrodinum0/2 Given ten downward strokes, 1 spoonful medicine to be taken and mixed with 1 cup of water To be mixed well and 1 spoonful mixed medicine to be taken in empty stomach BD For 12 days	
13-07-2024	Thyrodinum0/3 Given ten downward strokes, 1 spoonful medicine to be taken and mixed with 1 cup of water To be mixed well and 1 spoonful mixed medicine to be taken in empty stomach BD For 15 days	
30-07-2024	Thyrodinum0/4 Given ten downward strokes, 1 spoonful	

	<p>medicine to be taken and mixed with 1 cup of water</p> <p>To be mixed well and 1 spoonful mixed medicine to be taken in empty stomach</p> <p>BD For 15 days</p>	
14-08-2024	<p>Thyrodinum0/5</p> <p>Given ten downward strokes, 1 spoonful medicine to be taken and mixed with 1 cup of water</p> <p>To be mixed well and 1 spoonful mixed medicine to be taken in empty stomach</p> <p>BD For 15 days</p>	
29-08-2024	<p>Thyrodinum0/6</p> <p>Given ten downward strokes, 1 spoonful medicine to be taken and mixed with 1 cup of water</p> <p>To be mixed well and 1 spoonful mixed medicine to be taken in empty stomach</p> <p>BD For 15 days</p>	

		
13-09-2024	<p>Thyrodinum0/7</p> <p>Given ten downward strokes, 1 spoonful medicine to be taken and mixed with 1 cup of water</p> <p>To be mixed well and 1 spoonful mixed medicine to be taken in empty stomach BD For 15 days</p>	

Result and discussion:

In homoeopathy we treat the patient (individual) not the disease by merely its name and diagnosis. Our approach to every individual case is to improve the vitality and immunity of the patient with our homoeopathic medicines, so that the patient can get back to normalcy, without any adverse and unwanted complication. This case presented with swelling below the tongue was diagnosed with ranula. The patient was already under medication for the same and the doctors suggested surgical approach. On his first visit (07-06-2024) the patient presented with swelling below the tongue with difficulty in talking, eating and so. Tuberculinum 0/1 was the first prescription on the basis of totality of symptom and reportorial report. On his subsequent visits, the potency was increased and the swelling reduced gradually (as shown in table 1). The patient was under follow up for about 6 months. With no recurrence of the swelling.

Conclusion:

This case definitely confirms the efficacy of homoeopathy for managing such surgical conditions. As it clearly evident that in this condition doctor advice him for surgery. Whereas, on the proper and detailed history taking based on the Dr Hahnemann's homoeopathic principle, we could provide him relief from not only physical symptoms but also his mental hesitation also improved.

Acknowledgments: -

I acknowledge effort of my wife Dr. Unaiza Siddiqui and at the same time, patient's family support and cooperation for regular follow-ups is commendable.

Conflict of interest: - none

Financial support: - none

Ethics statement: - Informed consent for publication of this report was taken from patient's family.

REFERENCES

1. Text book of oral and maxillofacial surgery – Neelima Anil Malik
2. Manipal manual of surgery with clinical method for dental students- K Rajgopal Shenay
3. Manipal manual of surgery – K Rajgopal Shenay, Anitha Shenay
4. Radaropus 3.3.24 homoeopathic software.