



A Study on Problems Faced by Small Scale Textile Industries with Special Reference to Tiruppur City

Dr. A. Sabeena¹, M. Prakash²

¹Assistant Professor, Department of Corporate Secretaryship, Erode Arts and Science College, Erode

²Research scholar, Department of Corporate Secretaryship, Erode Arts and Science College, Erode

ABSTRACT

Namely there are three sector gave bulk contribution for economic growth of the country. the first of all agriculture, second one is industrial sector, third one is service sector. Moreover industrial sector have important and first role in economic development of the country when compared with agriculture and tertiary sector. industries also classified into small, medium and large scale industries. Every factory have unique in nature of production filed. at the same textile company are provide more supply in local market and international level for human need. our study is mainly based on problem are deals with small scale textile industries, even medium and large scale concern can easily fund are raised from various financial agency and institution. but small scale concern don't get adequate facilities from government and private agency. industrial cloth are converted into readymade pant , shirt , saree for human need. the above said point of view textile, spinning mills, garments and apparel industries gave lot of economic benefits of society. our study is mainly focused on the area is list of the problem are faced industries and basically well know about the reason for that.

Keywords: Manufacturing , service, production , rural development, economy, employment opportunities, financial standard, per capital income.

Scope of the Study

The problem of small scale textile industries is a common one in present business environment. This study is covered by selected textile industries in Tiruppur city. Now a day's company form organization is meet so many problems , such as finance crisis, labour attriction issue, management incapability , raw material shortage , tax payment and labour legislation etc.,

Statement of the Problem

- ✓ What are the problems are faced by Small scale textile industries?
- ✓ What are causes for the problem of Small scale textile industries?

Objectives of the Study

- To Findout the problems faced by small scale textile industries in Tiruppur city.
- To Know about financial scheme provided by government and bank.
- To Know about recover the small scale industries from problems.

Research Methodology

Concept of Methodology

Research is an very innovative framework , it is related to long experiment. The research methodology is a systematic and scientific manner for fact finding or solution to unknown problem. Research is large gap between pre study and solution for the particular problem.

Research Design

Design mean by basic frame work for all the study. Research design is a preplanned procedure or steps for collecting various information or blueprint studying about research.

Sampling

Sampling is a small part in total population. There are 100 respondents were collected from total population. sampling is a particular quantity and quality based information out of from total population.

Data Collection

Primary Data

Those data are from original in character, it is a face to face conversation between respondents to Researcher. Primary data is purely related with first hand information without need of information first sender.

Secondary Data

Secondary data were collected from various sources. the second type of are collected from existing sources.

- ✓ Journal
- ✓ Website
- ✓ News paper
- ✓ Company records

Table showing that Inadequate Finance

S.No	Particular	Respondents	Percentage
1	HS	20	20%
2	S	30	30%
3	N	25	25%
4	DS	20	20%
5	HDS	5	5%
	Total		100%

Source Primary Data:

Interpretation : the majority of the respondents are belong to satisfied.

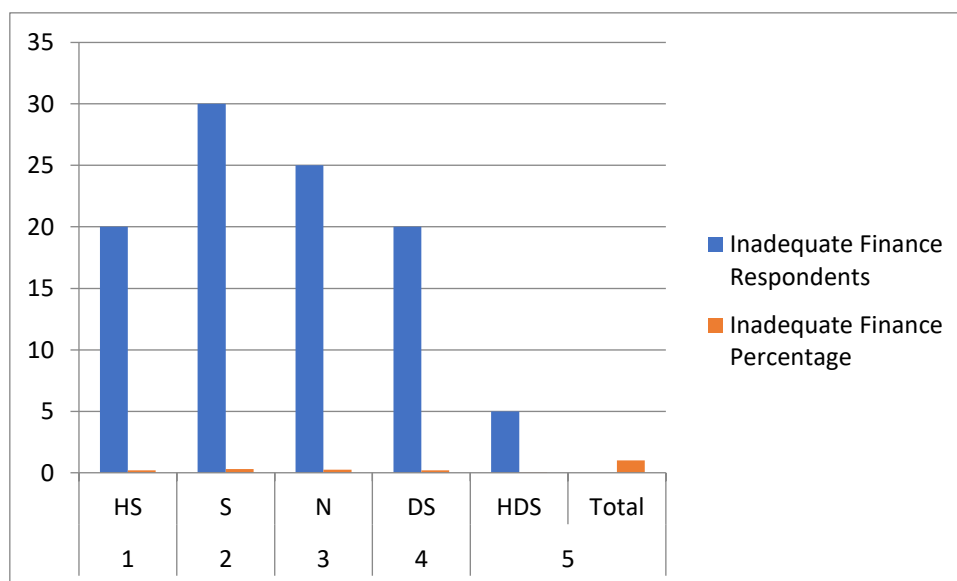


Table showing that Raw Material Shortage

S.No	Particular	Respondents	Percentage
1	HS	15	15%

2	S	20	20%
3	N	15	15%
4	DS	50	50%
5	HDS	10	10%
	Total		100%

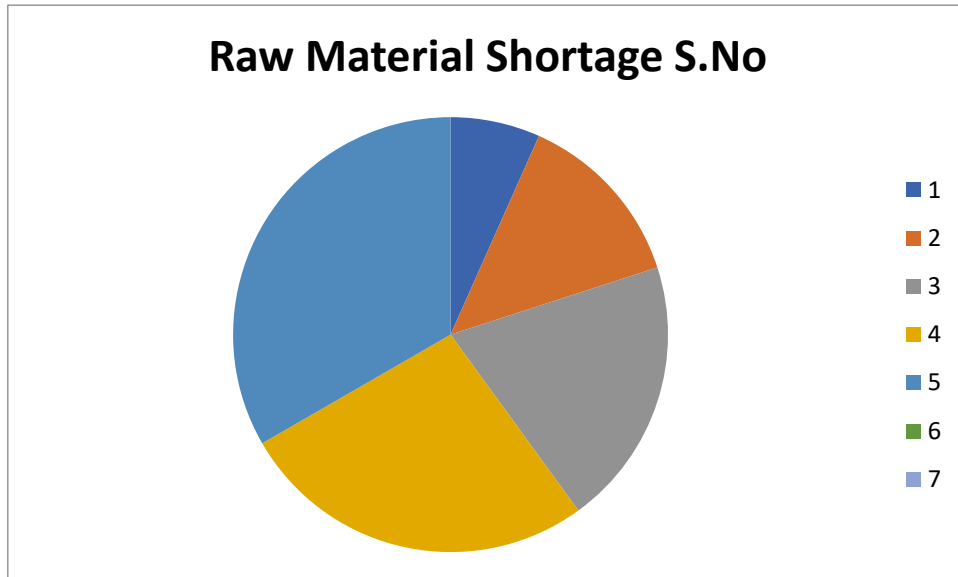


Table showing that Lack of Marketing Support

S.No	Particular	Respondents	Percentage
1	HS	20	20%
2	S	30	30%
3	N	20	20%
4	DS	15	15%
5	HDS	15	15%
	Total		100%

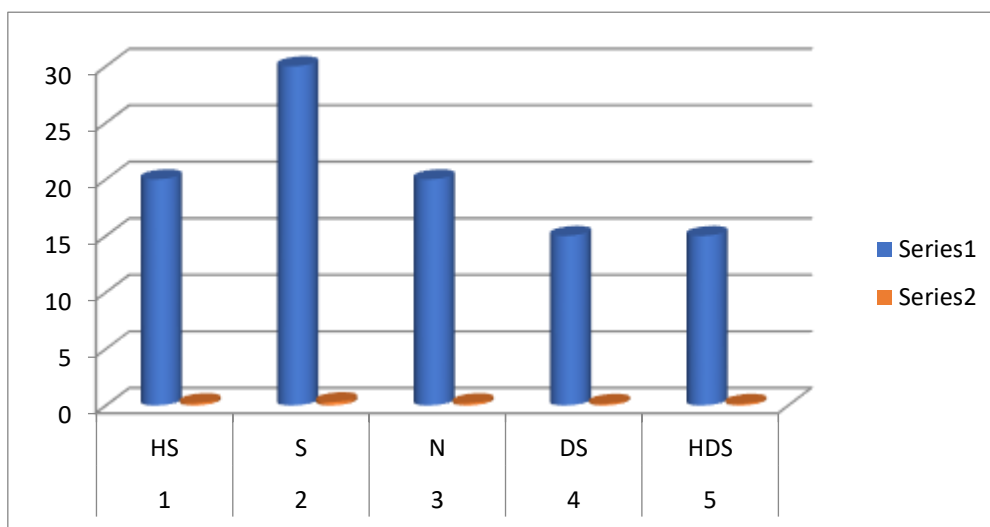


Table showing that Problem of Working Capital

S.No	Particular	Respondents	Percentage
1	HS	30	30%
2	S	30	30%
3	N	20	20%
4	DS	10	10%
5	HDS	10	10%
	Total		100%

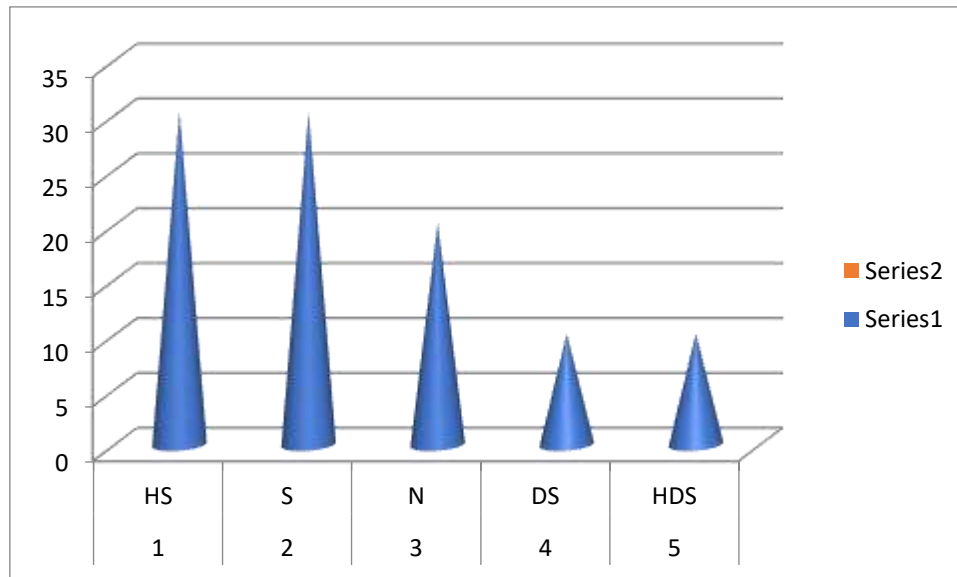


Table showing that Problem of Export

S.No	Particular	Respondents	Percentage
1	HS	25	25%
2	S	20	20%
3	N	15	15%
4	DS	20	20%
5	HDS	20	20%
	Total		100%

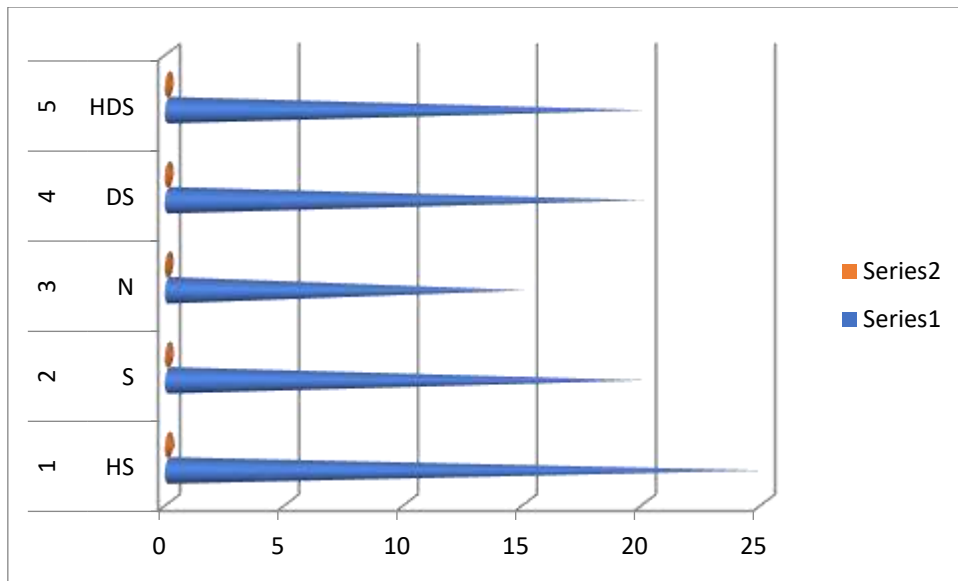


Table showing that Lack of Technology

S.No	Particular	Respondents	Percentage
1	HS	10	10%
2	S	30	30%
3	N	10	10%
4	DS	20	20%
5	HDS	50	50%
	Total		100%

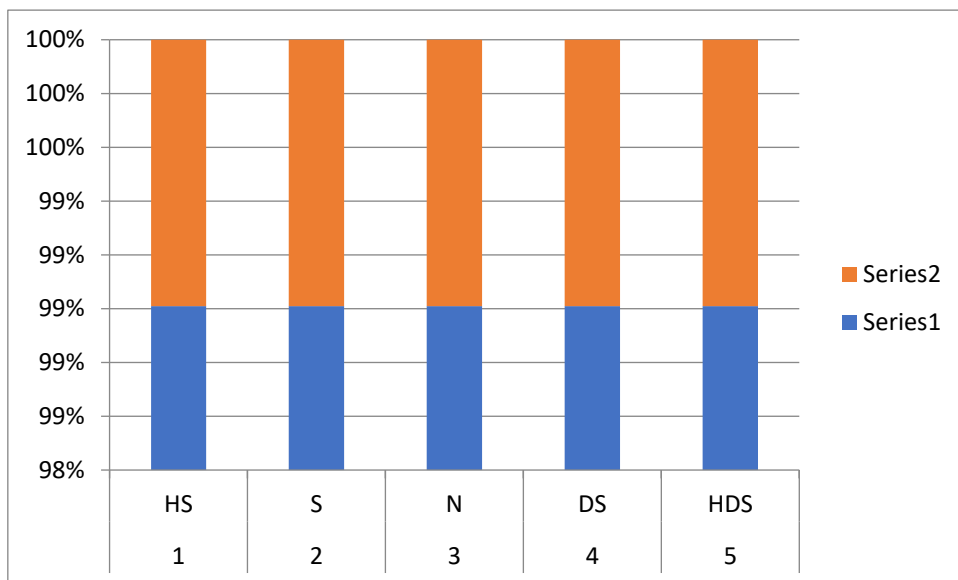


Table showing that Mobility of Labour Problem

S.No	Particular	Respondents	Percentage
1	HS	30	30%
2	S	25	25%
3	N	20	20%

4	DS	15	15%
5	HDS	10	10%
	Total		100%

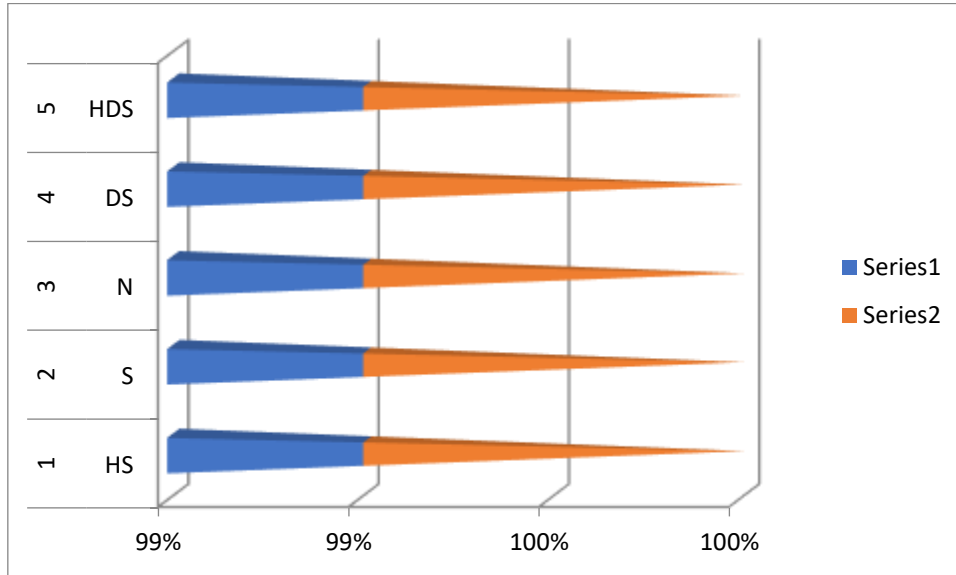


Table showing that Delayed Payment

S.No	Particular	Respondents	Percentage
1	HS	35	35%
2	S	25	25%
3	N	20	20%
4	DS	15	15%
5	HDS	10	10%
	Total		100%

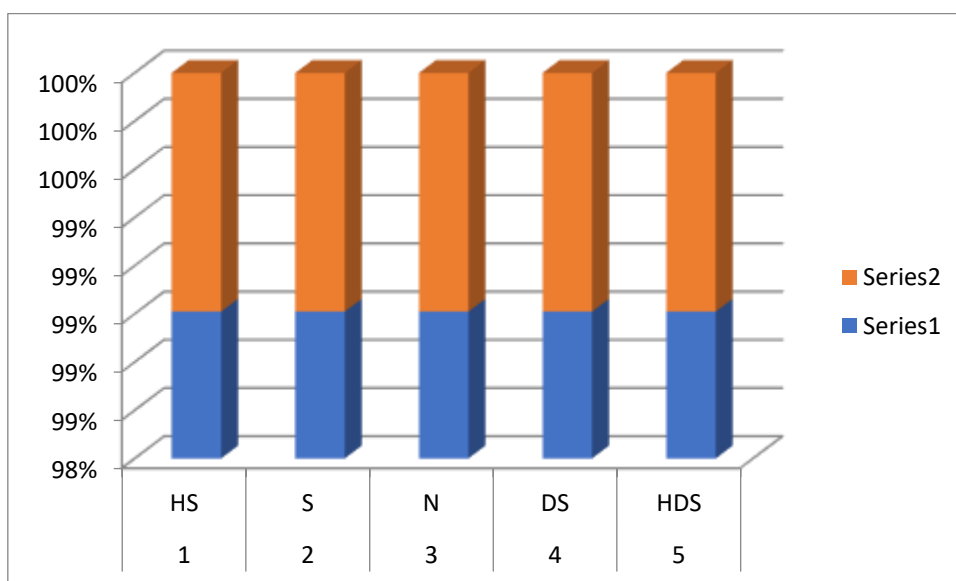


Table showing that poor Industrial Relation

S.No	Particular	Respondents	Percentage
1	HS	20	20%
2	S	20	20%
3	N	10	10%
4	DS	20	20%
5	HDS	30	30%
	Total		100%

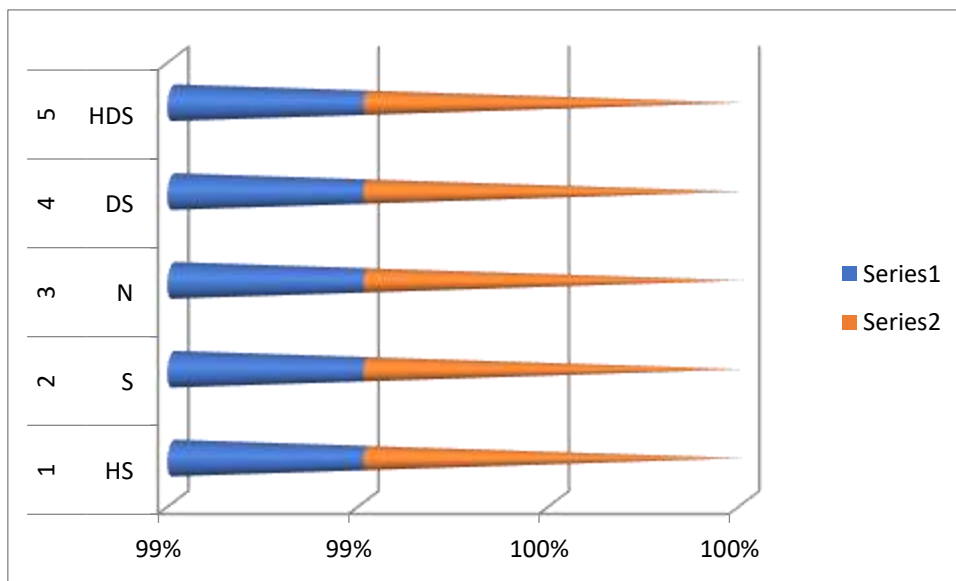


Table showing that Wide Spread of Sickness

S.No	Particular	Respondents	Percentage
1	HS	30	30
2	S	20	20
3	N	10	10
4	DS	20	20
5	HDS	30	30
	Total		100%

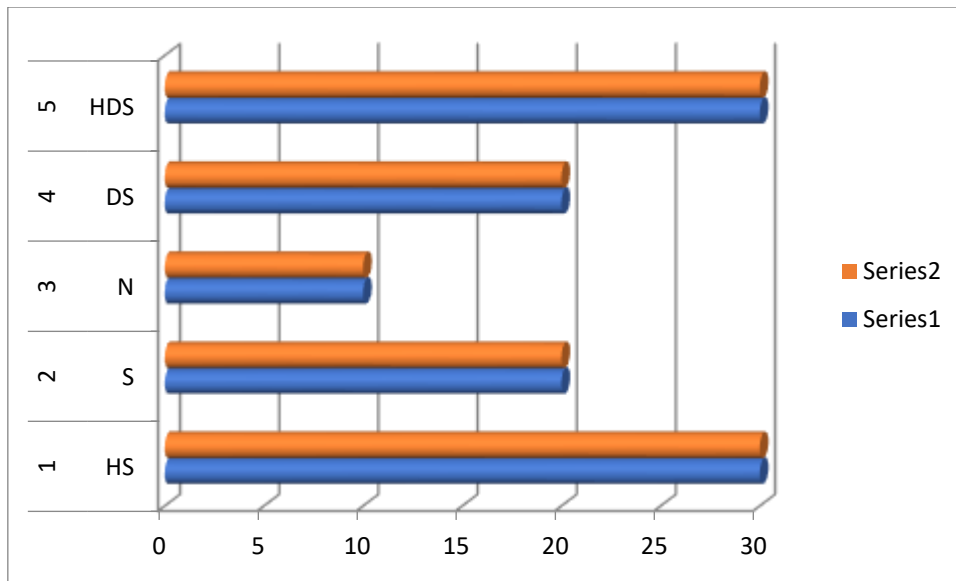


Table showing that Government inference

S.No	Particular	Respondents	Percentage
1	HS	40	40%
2	S	25	25%
3	N	20	20%
4	DS	10	10%
5	HDS	5	5%
	Total		100%

