



Air Quality Forecast in view of Artificial Intelligence

Beldari Thulasi¹, Dr. T. Murali Krishna², Dr. D. William Albert³

¹Dept. of CSE, Ashoka Women's Engineering College, Kurnool, A.P, India

²Associate Professor, Dept. of CSE, Ashoka Women's Engineering College, Kurnool, A.P, India

³Professor, Dept. of CSE, Ashoka Women's Engineering College, Kurnool, A.P, India

ABSTRACT-

Lately, because of the enthusiastic advancement of industrialization, natural insurance measures can not be successfully ensured. Progressively serious natural issues have slowly turned into the essential issue influencing the nature of public life. In this way, we want to lay out a somewhat exact air quality expectation model to comprehend the conceivable air contamination process ahead of time. As indicated by the forecast aftereffects of the model, it is of incredible importance to lay out and go to relating control lengths to lessen air contamination. This paper really takes advantage of information mining strategies like common data hypothesis, brain organizations, and clever enhancement calculation. We utilize the essential information of long haul air quality expectation of open checking focuses as preparing set and test set. First and foremost, the SOM brain network model is utilized for unaided bunching of applicable poison information to examine the connection between's different observed contaminations. Focusing on the issues of a lot of information and long estimation season of the calculation, joined with the bunching results, and NSGA-II upgraded brain network is proposed to foresee the future contamination circumstance. The exploratory outcomes demonstrate the way that the expectation exactness of toxins can arrive at over 90%.

Key Terms-- air quality prediction, SOM neural network, NSGA- II optimized neural network

I. INTRODUCTION

With the ceaseless improvement of industrialization and the growing of individuals' living requirements, air contamination is likewise expanding, the ecological issue is around the bend, when brought about by human action or normal cycle specific substances into the air, enough fixation, and endures quite a while, will really hurt human body wellbeing, and the natural climate and individuals' living and work space, Thusly, it is important to lay out an air quality figure model to know the conceivable air contamination process ahead of time and go to comparing control lengths. Presently in the field of air quality forecast, the WRF- CMAQ model is the most normally utilized. The model is a scale mathematical climate expectation framework with a three-layered Euler environmental science and transport reenactment framework. The framework joins the information of estimating the difference in contaminations with time, and the overall result of the air climate model mimics the information of the forecast consequences of future toxin changes. In any case, the forecast aftereffects of WRF-CMAQ are not ideal because of the limits of the meteorological field reproduced by this model, the vulnerability of nearby emanation stock, and the hazy age system of certain toxins. In this manner, another strategy to foresee constant air quality is desperately required. We utilize the fundamental information of long haul air quality expectation of open observing focuses as a preparation set and test set for model preparation. The aggregate sum of information in the informational collection is in the request for 10,000, and the recorded information are the hourly changes of the centralizations of six fundamental air contaminations at the checking focuses. As brain network calculation is popular for its strong nonlinear activity capacity and solid self-ability to learn, SOM brain network model bunching calculation, and NSGA-II brain network model are utilized in this paper to make constant and generally precise air quality gauges for estimated poison information.

II. SOM BRAIN ORGANIZATION MODEL GROUPING

SOM brain network is a solo grouping calculation in view of AI, which can consequently track down the inward associations and fundamental credits in examples, to naturally change network boundaries and organization structure [1]. At the point when the information is of high intricacy and aspect, it can't change the first geography structure and can diminish the intricacy of the information and aspects simultaneously, it is on the grounds that it has the qualities of the SOM brain network calculation has better execution and steadiness, particularly when a lot of information with questionable between the attributes of the nonlinear relationship, SOM brain network calculation is better than other dimensionality decrease strategies. This strategy can give more clear and more instinctive division results contrasted and a few other conventional calculations.

A common SOM brain network has an information layer and a contest layer, which is a basic construction of two layers. The opposition layer is its result layer. There is no stretch between the information layer and the opposition layer, and their relationship is straightforwardly associated, so there is no

middle of the road layer. The information layer gets signs and information from an external perspective, while the result layer, otherwise called its opposition layer, answers the data and results the handling results. Its neurons are organized in a matrix on the plane [2-4]. The essential design of the SOM brain network is displayed in Figure1.

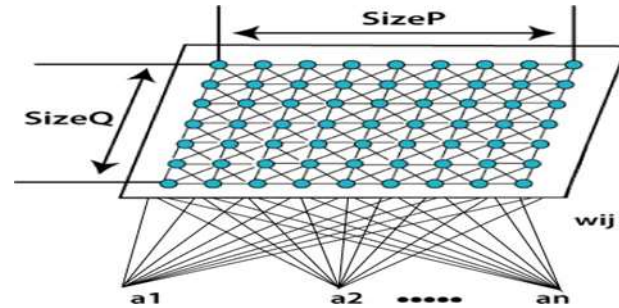


Figure 1.

boundaries, dole out a little irregular number to the underlying weight vector, and set the underlying learning rate, neighborhood, and the emphasis times T of SOM brain network calculation. Then, at that point, an irregular example x is chosen from the discretionary info informational index, and the spot item activity

is performed with each result hub (condition (1)). The result hub with the biggest internal item or the littlest distance (condition (2)) is chosen, and the result hub is viewed as the triumphant neuron. Then, the connection loads of the triumphant neuron and its local hubs are refreshed (condition (3)). Rehash the second step until the quantity of preparing cycles arrives at the preset number T of preparing emphases, then, at that point, the preparation closes.

$$W_j \cdot X = \max (W_j \cdot X) \quad (1)$$

$$J \in \{1, 2, 3 \dots m\}$$

$$d_j = \min \|X_j - W_j\| \quad (2)$$

$$W_j(t+1) = W_j(t) + h(t) \cdot [x(t) - W_j(t)] \dots (3)$$

III. NSGA-II IMPROVED BRAIN ORGANIZATION MODEL

A. Fast Non-overwhelmed Arranging Calculation

The enhancement of the goal capability by NSGA-II is an important stage of a quick non-overwhelmed arranging calculation. We set variable I , every I relating to two boundaries N_i and S_i , the comparing implications of the two boundaries are: N_i is the quantity of people overwhelmed by part I in the gathering, S_i is an assortment of people in the gathering overwhelmed by individual I . To start with, find all people fulfilling $N_i = 0$ in the populace and store them in the ongoing set F_1 . then, at that point, for every j in the ongoing set F_1 , examine the singular set S_i overwhelmed by it, and take away I from the N_k of every k in the set S_i , that is to say, the quantity of people ruling individual k less 1. In the event that $N_k - 1 = 0$, individual k is put away in set H . At long last, F_1 is viewed as the first-level arrangement of non-ruled people. In the set, the individual is provided a non-ruled request $irank$, they are same request, and afterward proceed with the above evaluating procedure on H and give the relating non-overwhelmed request. End the interaction until everybody is ground.

B. Determine Swarming Degree

Guaranteeing variety is fundamental, we propose the idea of swarming: The thickness of people around every person in the populace communicated as id , which is a little square shape containing individual I itself yet not others around individual I . The swarming degree $I[id]$ of individual I in the m -th objective capability in each non-overwhelmed request We set the quantity of people in the non-ruled request as I , $I[i]_m$ is the worth of the I -th individual in the set I for the m -th objective capability. Set I every individual is arranged

C. Crowding Degree Correlation Administrator

As should be visible from the past area, When the id esteem is generally little, it implies that the individual is packed around. To keep up with the variety of the populace, we really want to acquaint a packed administrator with guarantee the combination of the calculation. In the wake of positioning and swarming degree computation, every individual I in the gathering acquires two ascribes: non-ruled request $irank$ and swarming degree id , then, at that point, halfway request relationship $<$ is characterized: when condition $irank < jrank$ is fulfilled, or $irank = jrank$ and $id > jd$ is fulfilled, $I < j$ is characterized. That is, assuming the non overwhelmed positioning of two people is unique, take the person with the more modest positioning number; Assuming that two people have a similar level, take the one that isn't packed around.

D. NSGA-II Calculation Stream

Non-overwhelmed arranging hereditary Calculation (NSGA-II) is a multi-objective enhancement calculation in light of Pareto predominant choice proposed by Srinivas and Deb in 1994. Contrasted and NSGA, the principal benefits of NSGA-II calculation are as per the following : (1) NSGA-II embraces a quick non-overwhelmed arranging technique, which diminishes the intricacy of looking through non-ruled arrangements and causes the calculation to combine to the ideal arrangement set all the more rapidly. (2) Swarming distance and swarming administrator are utilized to compute the swarming level of the midpoint of each layer, so there is compelling reason need to set the Offer capability falsely without fail, which evades the impact of misleadingly resolved boundaries on the spatial appropriation of the last arrangement and works on the operability and all- inclusiveness of the calculation. (3) The first class procedure plan can all the more likely protect the great arrangements produced in the iterative cycle and grow the testing space by delineating the arrangement space to decide the non-overwhelmed request .Right off the bat, the attributes of every person in the populace are instated, and the non-prevailing requesting, determination, hybrid, transformation, and different activities of these people are done until all people are evaluated, and afterward the primary posterity populace is created. From that point forward, the primary descendants was converged with the parent age to frame another set, and the set was quickly non-ruled arranging, determination, hybrid, transformation, and different activities, and reasonable people were chosen to frame another offspring joined with swarming list. Rehash the above interaction until the quantity of created posterity arrives at the set greatest, and the calculation closes.

IV. EXPERIMENTAL EXAMINATION

A. Air Quality Grouping In light of SOM

As per the above SOM brain network process, AIC basis, and plan information, the quantity of grouping of SOM brain network is set to 12, and the informational collection is laid out to address hourly poison fixation and meteorological estimated information of 19,433 observing focuses A. There are six fundamental air poisons (SO₂, NO₂, PM₁₀, PM_{2.5}, O₃, and CO) used to quantify air quality. The information design is displayed in Table

1. In this way, the quantity of SOM network hubs is set to 6 and the learning step is set to 100 for grouping.

Table 1. Schematic chart of information source format2

	SO ₂ (μg/m ³)	NO ₂ (μg/m ³)	PM ₁₀ (μg/m ³)	PM _{2.5} (μg/m ³)	O ₃ (μg/m ³)	CO (μg/m ³)
00.00	7	14	32	20	134	0.7
01.00	9	21	33	16	138	0.7
02.00	8	19	33	16	140	0.7
03.00	9	22	40	20	182	0.7

Since the informational index provided just gives with the information of the fixation change of 6 toxins at the perception point over the long haul, a sum of 19433 lines and 6 segments. Since it doesn't group every meteorological condition, for highlight screening with various variable aspects, direct screening or dimensionality decrease techniques will disregard the known qualities of various elements. In the event that few functional factors have comparable execution in information, and these factors all enormously affect meteorological circumstances, it will be challenging to straightforwardly pick the dimensionality decrease among these factors. Consequently, factors ought to be grouped by their impact on poison fixation. We use SOM self-sorting out highlight planning brain network calculation for solo bunching of contamination information. After the first information is input into the organization, the calculation can naturally create various outcomes in various strides as per the attributes of a wide range of information.

The SOM brain network visual bunching geography is displayed in Figure 2.

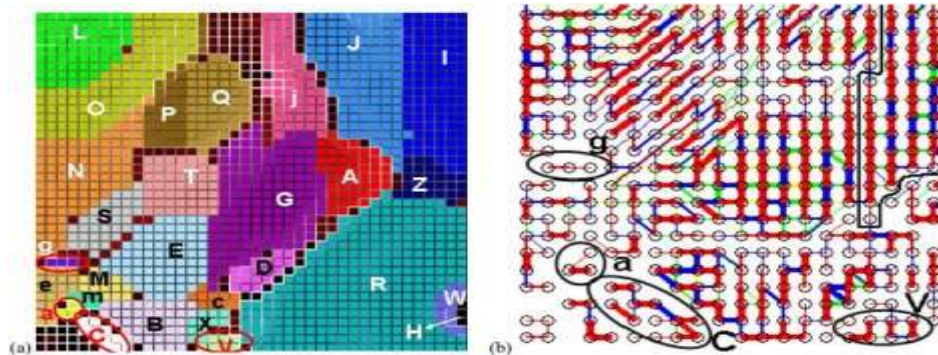
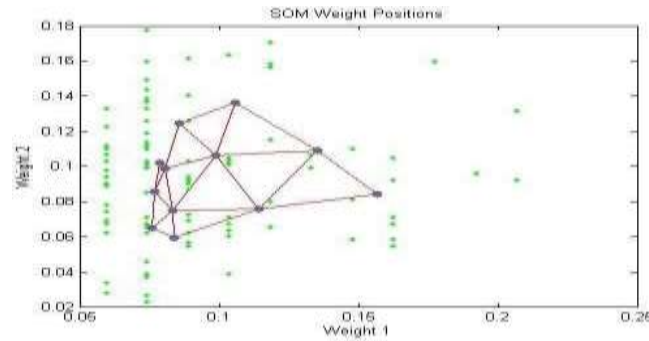


Figure (a) in Figure 2 shows the distance between contiguous neurons in the wake of bunching of the better SOM brain network model. The more obscure the variety is, the bigger the distance between neurons is, and the more modest the chance of having a place with a similar class is. (b) The figure shows the arrangement status of every neuron, where the blue hexagon addresses the triumphant neuron. It tends to be observed that the variety between class I and classification V is dark, showing the biggest hole between the two, and the variety between classification I and classification III is lighter, it are nearer to demonstrate that the two. Figure 3 shows the topological clustering distribution of SOM neural network

Figure 3.



To additionally notice the loads of various bunches, the weight dissemination graph as displayed in Figure 4 is drawn. From Figure 4, we can see the weight appropriation of the six customary poisons.

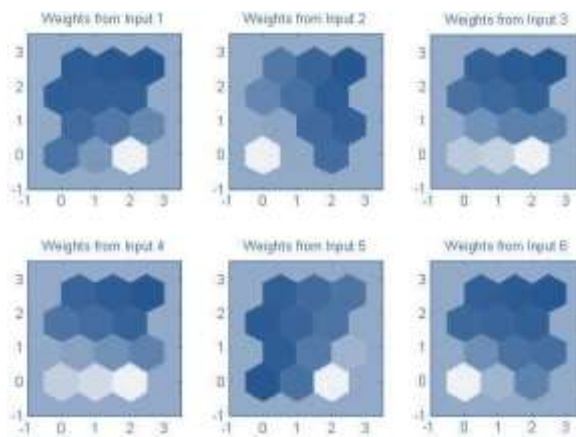


Figure 4.

B. Pollutant Expectation In view of NSGA-II

This article set up an air quality conjecture model and utilized it to foresee the future day 6 sorts of regular poisons thickness, information input layer is a gauge of the meteorological circumstances, while the standard result information is valid contaminations focus and figure contamination fixation distinction, subsequently laying out the estimating meteorological circumstances and the connection between the genuine blunder of toxin focus.

The information got by SOM calculation grouping is utilized to prepare a brain network with 14-layered info and 3-layered yield, and a planning relationship is gotten. During the time spent brain network development, two distinct strategies are utilized for information fitting: one is a solitary brain network with various data sources; the other is to partition the issue into 91 unadulterated multi-objective enhancement issues for brain network fitting. The fitting impact of the two strategies is displayed in Figure 5.

Figure 5. (a)

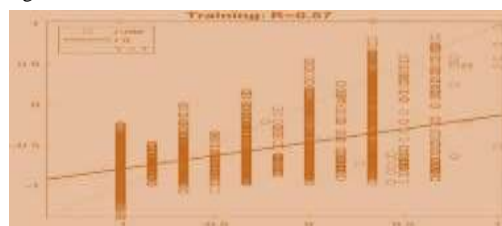
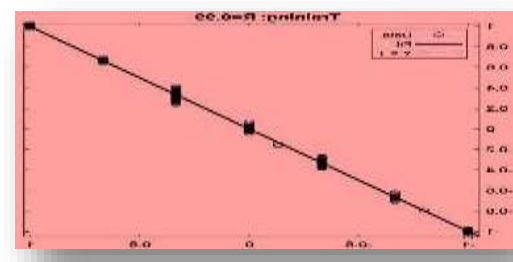


Figure 5. (b)



As should be visible from Figure 5, the two unique brain network development strategies contrast extraordinarily in the fitting system. The fitting level of various information single brain networks is low and the information blunder is enormous, so this strategy isn't steady. Accordingly, this paper embraces 91 brain organizations to build the wellness capability.

In the development cycle of 91 BP brain organizations, this paper utilizes Matlab brain network tool compartment, sets the computation emphasis times to 1000, the objective mistake to $1e-4$, and builds a three-layer brain network for estimation. The mistake acquired is displayed in Figure 6.

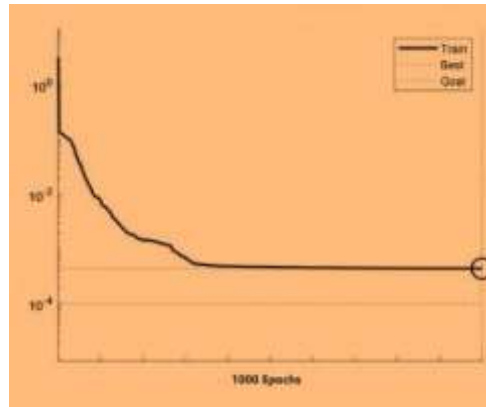


Figure 6. Variation of neural network error

As per the blunder examination brings about Figure 6, it tends to be seen that the mistakes of the 91 BP brain networks laid out in the preparation cycle meet the set objective mistake esteem, which demonstrates that it is exceptionally viable to utilize the brain organization to reenact related boundaries and pointers. As per the laid out quadratic expectation model, the single-day fixation upsides of six traditional poisons at the checking site in the following three days are anticipated, and the consequences of the test set acquired are displayed in Figure 7.



Figure 7. (a), (b) Test set of prediction model

V. CONCLUSION

In this paper, information tests were cleaned in blend with information rules. In view of the impact degree on contamination focus, SOM brain network was utilized to perform bunch examination on meteorological circumstances, and the attributes different meteorological circumstances were portrayed. From that point onward, THE NSGA-II brain network was developed for addressing the expectation model. As per the exploratory outcomes, this technique essentially worked on the productivity of a calculation tackling.

The principal benefit of the model is that it can foresee the future information under various imperatives as per the current information, and can know the conceivable air contamination process ahead of time, and go to relating control lengths, to further develop the encompassing air quality. The air quality expectation model proposed and executed in this paper can enormously further develop the

REFERENCES

- [1] Zhi-song PAN, Song-can CHEN and Zhang Dao-qiang, "A Kernel- Based SOM Classification in Input Space", Acta Electronica Sinica, no. 02, pp. 227-231, 2004.
- [2] A hybrid approach using two-level SOM and combined AHP rating and AHP/DEA-AR method for selecting optimal promising emerging technology[J]. Peng Yu, Jang Hee Lee. Expert Systems With Applications. 2013 (1)
- [3] K. Deb, S. Agrawal, A. Pratap and T. Meyarivan, "A fast elitist nondominated sorting genetic algorithm for multi-objective optimization: NSGA-II", Proc. of 6th International Conference on Parallel Problem Solving from Nature - PPSN VI, pp. 849-858, September 18-20, 2000.
- [4] K. Deb and H. Jain, "An evolutionary many-objective optimization algorithm using reference-point-based non-dominated sorting approach Part I: Solving problems with box constraints", IEEE Trans. on Evolutionary Computation, vol. 18, no. 4, pp. 577-601, August 2014.

-
- [5] Karthika Kuppasamy, Chandra Eswaran Convolutional and Deep Neural Networks based techniques for extracting the age-relevant features of the speaker[J] Journal of Ambient Intelligence and Humanized Computing, 2021(prepublish)
 - [6] Liu Miao, Wang Jing, Yi Weiming et al. Neural network-based non- intrusive speech quality assessment using attention pooling function[J] EURASIP Journal on Audio, Speech, and Music Processing, 2021, 2021(1)
 - [7] Application of artificial neural networks for water quality prediction[J].
 - A. Najah,A. El-Shafie,O. A. Karim, Amr H. El-Shafie. Neural Computing and Applications. 2013 (1)
 - [8] Deb K, Pratap A, Agarwal S, et al. A Fast and Elitist Multiobjective Genetic Algorithm: NSGA-II[J]. IEEE Transactions on Evolutionary Computation, 2002, 6(2): 182-197.