



Bus Pass Management System

Shinde Vijaya Rajendra¹, Pawade Sakshi Sandip², Prof. Nawale S. K.³

^{1,2,3} Department of computer engineering, Samarth Polytechnic, Belhe, Tal-Junnar, Dist-Pune, Maharashtra, India

ABSTRACT

Bus Pass Management System it is the web application that will manage all the records of pass which is issue by bus administrative. Bus Pass Management System which is a automatic system which delivering data processing in a very high speed in the systematic manner. This system helps bus administrative to keep records of bus passes. Before this application the manual process used to do the process of the issuing the bus pass system to the traveler. This manual process requires man power and more time consuming to avoid this difficulty we implement Bus Pass Management System.

Bus pass management system is for students to get pass through online. Before this application performance the manual procedure is used to do the procedure of issue the bus pass to the students. To avoid such difficulties, we execute this system.

Keywords: Login, Apply, Payment, Generation, Notification

1. INTRODUCTION

Bus Pass Management system is a web-based technology that will manage the records of pass which is issue by administrative and also help to provide online bus pass to people who need to travel daily. Bus Pass Management System is helpful to bus administrative by reducing the paper work, time consumption and makes a process of getting bus pass as a simple and fast. The Software powered by PHP assures clear and systematic services to the company. This easy to operate system helps to access and change user details, prepare efficient printing potential. The software is designed to prepare good and error free details. The database is driven in my SQL which is providing portability. The resumption procedure can be done Session base as per user desire. Based on that resumption interval amount will be subtract. Bus Pass system projects that manages and prepare several bus pas functionality. The project allows users to register on the bus pass website and interchange to online to manage their account and bus pass connected transactions.

There is a need to reform the formal System with more benefits and Flexibility. We came up with this idea because of the flaws in the current system that would help people better. As per the earlier system people had to do every process manually, but this system helps people to do the work a little faster. The bus scheduling and booking system overcomes most of the limitations of existing software.

2. LITERATURE SURVEY

In the existing system bus pass booking and renewal procedure are carried out manually. The person has to visit the token and have to submit the details and then they have to wait for acceptance. For each and every process there is time limit specified if the person fails to go on time then all the arrangement will be cancelled. In this live system was used to bus details continue through file. And after bus details are stored to computerize. The Project standard has to enter all the feature of project, documents, and tasks. And, also the conservation team details and also attempt evaluate. For this motivation the organization continue the size of the document, source code and update the details about team member's details manually. Which is much of time gobble process and more most of all it is error prone. At present system bus pass collect from store very rare one. User can facing lot of issue.

3. TESTING

DATABASE

TC_ID	TC_Name	Steps	Objective	Expected Result	Actual Result	Status
LOGIN						
TC_01	Username	Enter the user name in alpha numeric alphabets A-Z nu	LOGIN"abc123"	It should accepted the username	It is accepted username	Pass
TC_02	Password	Enter the user name in alpha numeric alphabets A-Z nu	"abc123"	It should accepted the password	It is accepted password	Pass
TC_03	Submit	1. After valid username and password 2. Click on submit button		It should goes to next page	It is going to next page	Pass
TC_04	Cancel	Click on cancel button		It should remain in login page with blank field	It shows login page with blank field	Pass
CUSTOMER INFORMATION						
TC_01	Name	1. Enter the first name 2. Enter the last name	Verify the name	It should accepting the name	It is accepted the name	Pass
TC_02	City	Enter your city alphabets A-Z	Verify the city name	It should accepting the city	It is accepted the city	Pass
TC_03	State	Enter your state	Verify the state name	It should accepting the state	It is accepted the state	Pass
TC_04	Country	Enter your country	Verify the country name	It should accepting the country	It is accepted the country	Pass
TC_05	Code	Enter the code alpha numeric number 0-9	Verify the coding	It should accepting the code	It is accepted the code	Pass
ADD PASS FORM						
TC_01	Fullname	1. Enter the first name 2. Enter the middle name 3. Enter the last name	Verify the full name	It should accepting the full name	It is accepted the full name	Pass
TC_02	Profile Image	Select the profile picture	Verify the profile image	It should accepting the image	It is accepted the image	Pass
TC_03	Identity Type	Select the identity type 1. Adhar card 2. PAN card 3. Student card Driving license	Verify the Selected type	It should accepting the identity type	It is the accepted the identity type	Pass
TC_04	Category	Select the category type 1. AC bus 2. Non-AC bus 3. Local bus	Verify the category of bus which more selecte	It should accepting the category type	It is accepted the category	Pass
TC_05	Destination	Select the destination	Verify the destination select by user	It should accepting the destination	It is accepted the destination	Pass
TC_06	Date of journey	Date of format not before the current date	Verify the date	It should accept the date	It is accepted	Pass
TC_07	Date of return journey	Date greater than the return journey date	Verify the return date	It should accept the return	It is accepted	Pass
VIEW PASS						
TC_01	Pass ID	Enter the pass id to verify the pass details	Verify the pass details	It should verifying pass	It is verified pass	Pass
TC_02	Email ID	Enter valid email id	mail id: @gmail.com	It should be verify an accepted	It is accept valid email	Pass
RESET YOUR PASSWORD						
TC_01	Phone No	Any no it should not having less accept should then 10 d	Verify the phone number	It should not accept should give error msg age "please enter valid	Error msg "please enter valid phor	Pass
TC_02	New Password	Enter your new password	Verify the password	It should accepting the new password	It is accepted the new password	Pass
TC_03	Confirm Password	Correct password and confirm password	Verify the password then confirm password	It should accepted the confirm password	It is accepted the confirm password	Pass

4. METHODOLOGY

Bus Pass Management Project in PHP is a web-based technology that will manage the records of the pass which is issuing by departmental and also help to prepare online bus pass to people who need to travel every day. Bus Pass Management System project is helpful to bus management by reject the paperwork, time utilization and makes the process of getting bus passes as easy and fast. Bus Pass Management system uses PHP and MySQL bibliography. This is the project which remain data of the pass which is issuing by the departmental. Bus Pass Management system has two schedule i.e. admin and user.

DFD for Bus Pass Management System

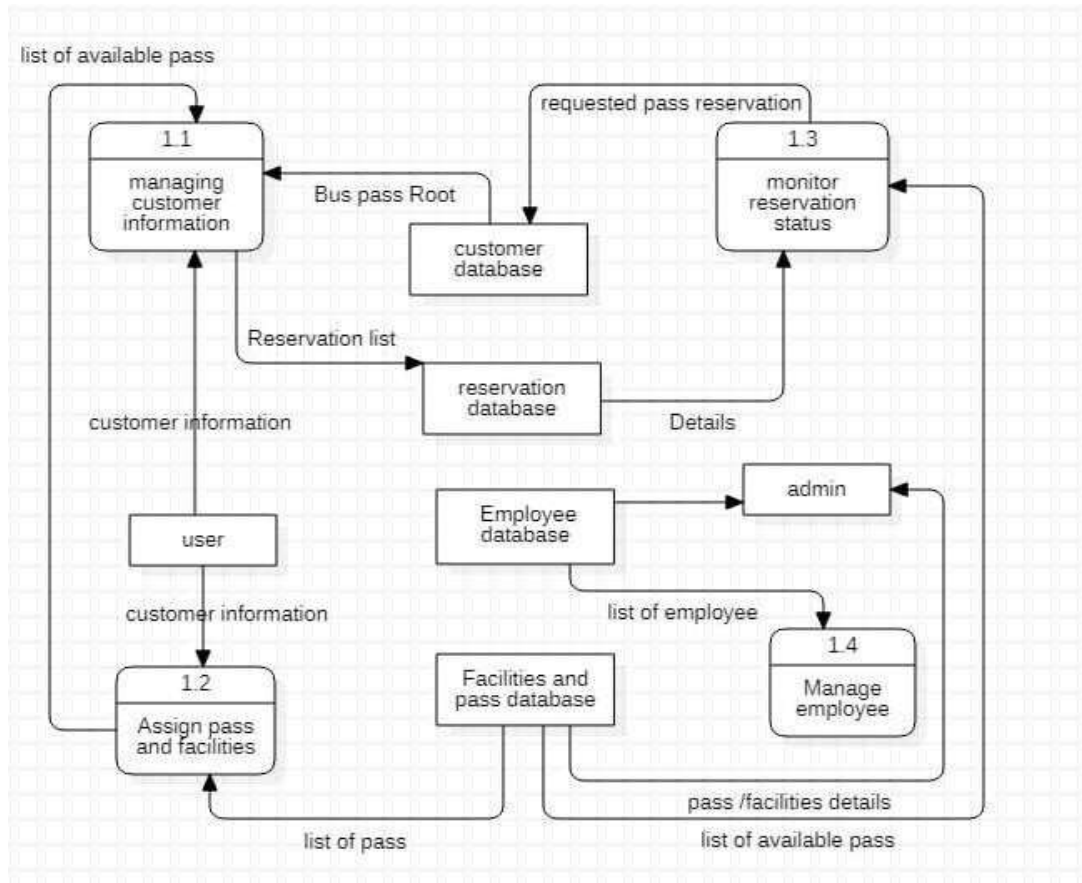


Figure 1: System Function Module Diagram

5. PROPOSED SYSTEM

Online Bus Pass management system will help save your time and renewal bus passes without standing in a line for hour near counters. It can find all the bus pass related information online without going to the bus station. The paying can be ready online via credit. Administrator can maintain Add Bus Pass Route, View Applied User, Approval Pass Bus, Bus Pass Holders, Bus Pass Renewal details.

The advance system overcomes the drawbacks in the existing system. In the proposed system user register their details through online and get their unique username and password for further processing. The bus pass will be individual for different types of users. In this bus pass, all the required details such as student name, address, date of birth, mail id, name of the school, power period, amount paid (free for government school students) and photo copy of the candidate are provided. Instead of school details, working organization particular will be provided in route bus pass. The renewal process can be done monthly as per user wish. Based on that renewal period amount will be subtract.

Module Description Admin

- Add Bus Pass Route
- View Applied User
- Bus pass Holder
- Renewal

Passenger

- View Route
- Apply Bus pass
- Paid Status
- Renewal

Add Bus Pass Route

Admin module control the other module. Admin has the main power to add routes. This Module has control to accept or reject the passenger bus pass. Once admin accept The bus pass then human Can Make amount through online and get the bus pass through online.

View Applied User

In this module manager add the bus pass road information using this module. It contains information about the Route id, History route, Destination route, quantity. It makes easy to integrate administrator password authentication into your webapp.

authenticate on self with a password for the purpose of security. After the registration valid ID will be provide by the manager. The Passenger can log into the system with this ID. Passenger check view the bus route information view bus route information about the Route id, Source route, Destination route, Amount, Validity request to issue pass information, view the acceptance status, Bus Pass Renewal Information.

View Route

In this Module, traveler can view the bus routes, bus selecting their history and destination in the view routes they can view the bus pass normal price, Less Price and Route id.

Apply Bus pass

In this Module, passenger will be applied to the bus pass by entering their details, selecting the bus type normal price or less price and Route id, Passenger Type and Apply bus pass the request send to the admin.

Paid Status

In this Module, passenger can pay the bus pass quantity, the user can view the bus pass by selecting view bus pass.

Renewal

In this Module, passenger will be renewal their bus pass, entering the bus pass id and view the pass entering the card number and click on the pass renewal and renewal is performed.

6. EXPERIMENTAL RESULTS

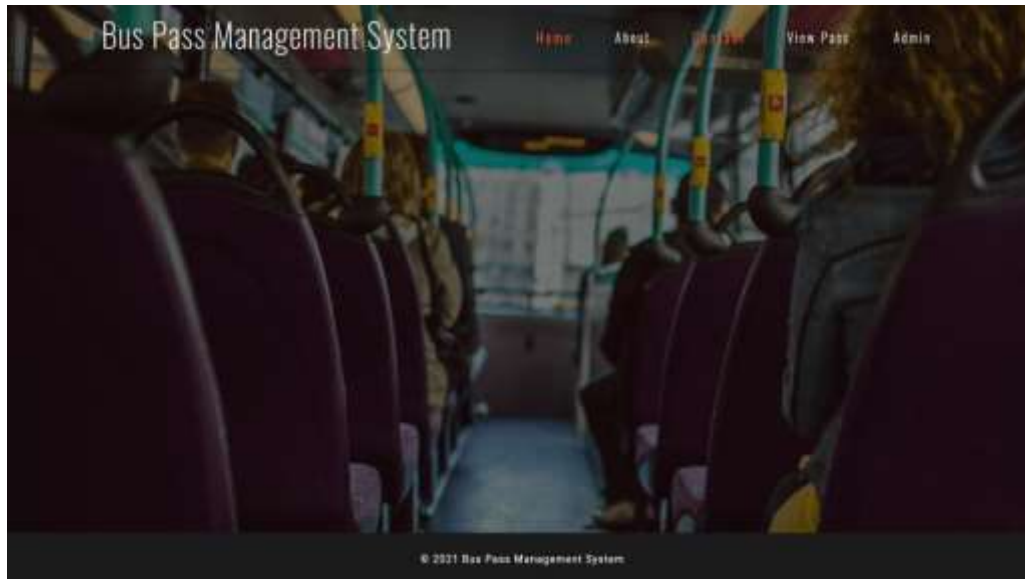


Figure: Home Page

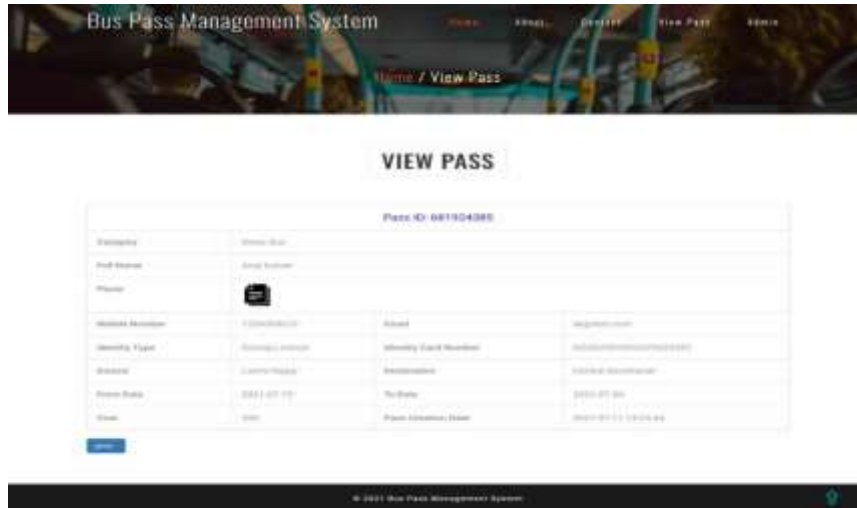
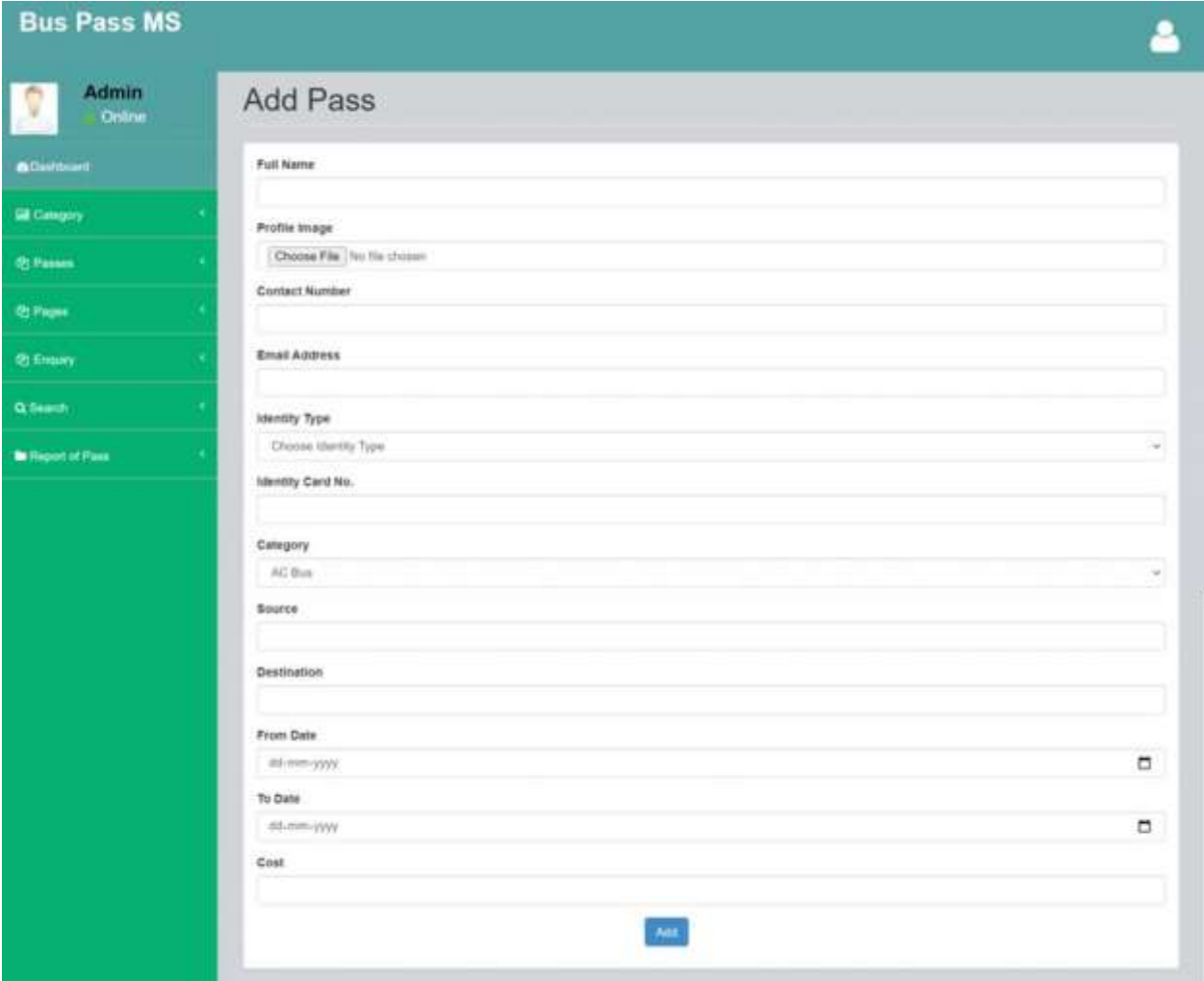


Figure: Pass Details



Figure: Admin Dashboard



The screenshot shows the 'Add Pass' form in the 'Bus Pass MS' system. The form is titled 'Add Pass' and is located in the main content area. On the left, there is a sidebar with a user profile for 'Admin' (Online) and a menu with options: Dashboard, Category, Passes, Pages, Enquiry, Search, and Report of Pass. The form fields are as follows:

- Full Name: Text input field.
- Profile Image: File upload field with 'Choose File' button and 'No file chosen' text.
- Contact Number: Text input field.
- Email Address: Text input field.
- Identity Type: Dropdown menu with 'Choose Identity Type' selected.
- Identity Card No.: Text input field.
- Category: Dropdown menu with 'AC Bus' selected.
- Source: Text input field.
- Destination: Text input field.
- From Date: Date picker field with 'dd-mm-yyyy' format.
- To Date: Date picker field with 'dd-mm-yyyy' format.
- Cost: Text input field.

A blue 'Add' button is located at the bottom right of the form.

Figure: Add / Create Pass

Conclusion

The “Bus pass Management System” has been developed to contents all present requirements. The process of getting bus Pass Apply through Online, view bus information and Cost details for given source and destination, Add New bus details and Ticket amount details by admin and all Customer details and Bus pass details and Renewal Details, Payment Details are maintained more simple and easy.

References

1. <https://www.ijraset.com/research-paper/bus-pass-system/>
2. <https://ijarsct.co.in/Paper4770.pdf>
3. <https://ijarsct.co.in/Paper4770.pdf>
4. <https://www.bing.com/ck/a?!&&p=313024f993734e02JmldHM9MTY2ODcyOTYwMCZpZ3>
5. <https://codeshoppy.com/shop/product/bus-pass-system/>
6. <https://phpgurukul.com/bus-pass-management-system-using-php-and-mysql/>