



Auto Billing Shopping Cart Using Raspberry PI

Dr. Shoba Rani A¹, Bhaskar S M², Harsha S², Mahalakshmi Y A², Pallavi V²

Associate professor, Dept. of Electronics and Communication, BMS Institute of Technology (Affiliated to VTU), Bengaluru, India

UG student, Dept. of Electronics and Communication, BMS Institute of Technology (Affiliated to VTU), Bengaluru, India

ABSTRACT

Shopping is simple but waiting on a bill counter after shopping is just too boring and tedious task. Huge amount of rush plus cashier preparing the bill with Barcode scanner is just too time consuming and leads to long ques. So here we've made an innovative project which can be placed within the shopping trolley itself. The system consists of a RFID reader which is controlled by Raspberry pi. So whenever the consumer puts any product in trolley it's been detected by the RFID module and it's displayed on LCD alongside the amount of the item. If the shopper adds more things it's detected by the module and therefore the price consistent with that increases. Just in case if customer changes his/her mind and doesn't want any product added within the trolley he can remove it and therefore the price added are going to be deducted automatically. After shopping, the consumer will press the button which when pressed adds all the items alongside their price and provides the entire bill to be paid. . At exit for verification the shopkeeper can verify the shopping with the assistance of master card. Hence this technique is suitable to be used in places like supermarkets, where it can help in reducing man power and in creating a far better shopping experience for its customers.

I. INTRODUCTION

Individuals have constantly created innovation to bolster their requirements as from the beginning of humankind. The basic reason for development in innovation is ought for more independency and this results in improving tasks and making regular one simpler and speedier. One of the task that individuals invest maximum measure of energy is in shopping. Shopping is a spot where individuals get their day to day necessities running from sustenance items, garments, electrical machines and so on. Number of the time clients have issues with reference to the unspecific data about the item marked down and misuse of superfluous time at the counters. In this inventive world, each grocery and supermarkets utilize shopping trolleys with a selected end goal to assist clients to settle on and store the things which they expect to shop for. Customers commonly buy the products required and place them in the carts and thereafter wait at the billing counters for payments of bills. The payment of bills at the counters is basically troublesome and time consuming process which thereby increasing crowd at the counters. Shopping in absentia is upheld from various perspectives including web shopping, online shopping, then forth which do not require the customer to be manually held at the Counters. Purchasing in-individual includes a private out in location of buying and selecting items in sight of various variables including need, comfort, brand, and so on. The proposed keen basket framework plans to assist shopping in-individual which will minimize the time spent in shopping. Persistent change is required within the customary time spent at the counters to reinforce the character of shopping background to the clients.

II. PROBLEM ANALYSIS

In realistic, markets are lately utilized by a substantial amount of people so as for securing most of things. Item procurement speaks to hit or miss procedure that involves time spent in passageways, item area and checkout lines. Consumers commonly encounter some problems and difficulty during purchasing. These problems comprise worrying about the cash which they need brought would be insufficient for all the things purchased and also dissipating tons of your time at the cashier. And also it's becoming an increasing problem for the merchants to form their shoppers consigned and to anticipate their demands due to the effect of contention and also due to lack of kit that isolate application designs.

At some instances clients have issues with reference to the inadequate data about the item of discounts and thereby misuse of superfluous time at the counters. We will end this issue by supplanting the omnipresent Universal Product Code (UPC) standardized identification by keen names referred to as frequency identification (RFID) tag. To beat the above problems, we implement the extensive notion of RFID based keen handcart within the field of retail stock.



Figure 1: Current Shopping Environment

III. MOTIVATION

The fundamental motivation behind this technique is to point out the proposition of a design and arrangement of an ingenious framework for obtaining of things in markets. This cart explores rising versatile innovations and programmed recognizable proof advancements, (for example, RFID) as an approach to reinforce the character of administrations given by retailers and to expand the customer esteem consequently permitting to save lots of time and cash. With this cart a superb opportunity are going to be developed which assists the purchasers by showing the catalog of products and their respective costs. This approach thereby helps the inventory management unit with an instinctive upgrade on each purchase of product. This smart cart has the potential to form shopping more relaxable, comfortable and systematic for the purchasers also as making easier for the shop management.

V. BLOCK DIAGRAM

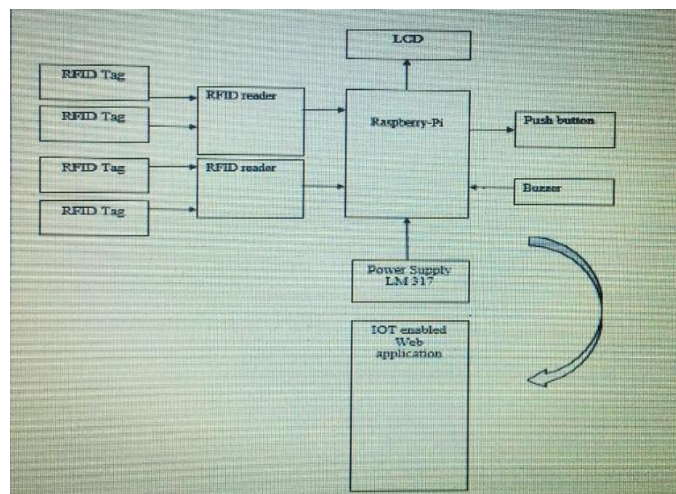



Figure 2: Block diagram

IV. HARDWARE SPECIFICATIONS:

Raspberry Pi

The Raspberry Pi is series master card sized single board computer that plugs into a computer monitor and television. Python may be a programing language which is employed to Interface raspberry pi.This possess the wireless LAN and Bluetooth Connectivity making it excellent solution for several connected designs. This is often operated with 5.1V micro USB supply. Generally it uses amidst 700-1000mA counting on what peripherals are connected. The utmost power Raspberry Pi can use is 2.5Amp.The power requirements of the Raspberry Pi increase counting on different interfaces attached thereto. The GPIO pins uses 16mA safely, The HDMI port uses 50mA, the camera module will use250mA, the keyboard and mice can take as small as 100mA or above 1000mA



Trolley Unit

In this unit the Raspberry-pi processor is attached to a RFID reader and barcode reader. Because the user puts the things within the trolley the reader on the trolley reads the tag and sends a sign to the Raspberry-pi processor. The Raspberry-pi processor then stores it within the memory and compares it with the lookup table. If it matches then it shows the name of item on LCD & also the entire amount of things purchased.

Billing Unit

As soon because the shopping is over the user comes near the billing section .The total bill will display on the billing computer.

Power Supply

In every project we'd like different voltages for various circuits. So we'd like to construct different power supply of various voltages employing different voltage transformers, rectifier circuits, filter circuits and regulator circuits.

LCD Display




Figure 4: LCD Display

LCD has the power to display numbers, characters & graphics. The display is interfaced to Input /Output port of microcontroller (P0.0-P0.7). The display is in multiplexed mode i.e. just one display remains on at a time. Within 1/10th of a second subsequent display switches on. During this way sequentially on and off display will end in continuous display of count thanks to persistence of Vision. A 16x2 LCD display is extremely basic module and is extremely commonly utilized in various devices and circuits. A 16x2 LCD means it can display 16 characters per line and there are 2 such lines. During this LCD each character is displayed in 5x7 pixel matrix.

RFID TAG



Figure 5: RFID tags

Tags are of two types: passive tags which haven't any battery life and active tags which have battery life. RFID tags released for automatically identifying an individual, a package or an items. These are transponders that transmit information. RFID tag contains two parts. One is microcircuit for modulating, storing and processing information and demodulating frequency (RF) signal. The second is an antenna for receiving and transmitting signal.

RFID READER

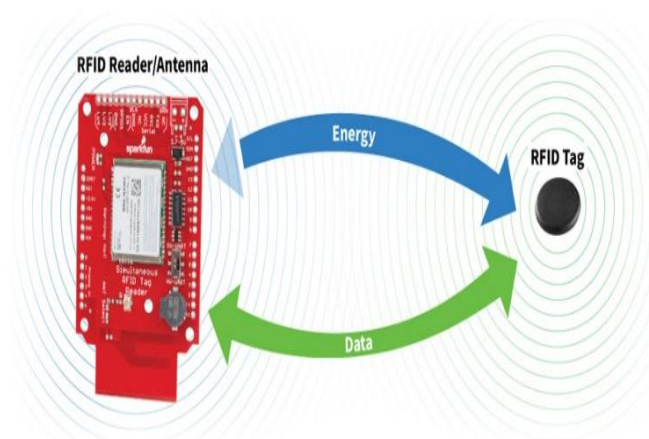


Figure6: RFID Reader

An RFID reader is that the brain of the RFID system and is important for any system to function. Readers, also called interrogators, are devices that transmit and receive radio waves so as to speak with RFID tags

V.RESULTS

The utility of trolley are going to be first of its kind for commercial use. Bill is uploading to web application with a message. Notification is shipped to web application. This device records the info of the various products with help of the acceptable sensors like RFID Tags. This recorded data helps the shop owner with detailed analysis of shopping by the customer & there preferences through the computer; printout of an equivalent are often obtained.

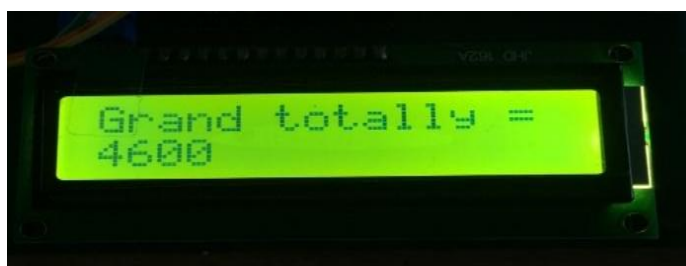


Figure 7: example of cart total result

VI. CONCLUSION

Each product within the shop or a mall will have an RFID tag attached to it. Each Cart will have an RFID reader and Trans receiver implemented thereon. There'll be online payment procedure for billing. If the merchandise is removed, it must get deleted from bill too. There must be an RFID reader at the entrance for anti-theft. Depending upon Customer Buying Habits Display Offers/Discount on screen. Display Product Info, Expiry Date, and Better Alternative. So by making use of this, the super market shopping system will become easier.

REFERENCES

1. Ms.RupaliSawant, Kripa Krishnan, ShwetaBhokre, PriyankaBhosale "The RFID Based Smart Shopping Cart", International Journal of Engineering Research and General Science Volume 3, Issue 2 pp 275-280, March-April, 2015.
2. KalyaniDawkhari, ShraddhaDhomase, SamruddhiMahabaleshwarkar "Electronic Shopping Cart For Effective Shopping based on RFID", International Journal of Innovative Research In Electrical, Electronic, Instrumentation And Control Engineering Vol. 3, Issue 1 pp 84-86, January 2015.
3. Zeeshan Ali, ReenaSonkusare, " RFID Based Smart Shopping and Billing ", International Journal of Advanced Research in Computer and Communication Engineering, Vol. 2, Issue 12, December 2013 International Journal of Engineering Science and Computing, June 2017 12658 <http://ijesc.org/Sean>.