



Developments in The Synthesis of Certain Novel [1,3]-Oxazine Derivatives and its Biological Activities

Y.Roja, Ananda V,D.Visagaperumal, Vineeth Chandy*

Department of Pharmaceutical Chemistry, T.John College of Pharmacy, Bangalore, Karnataka 560083, India

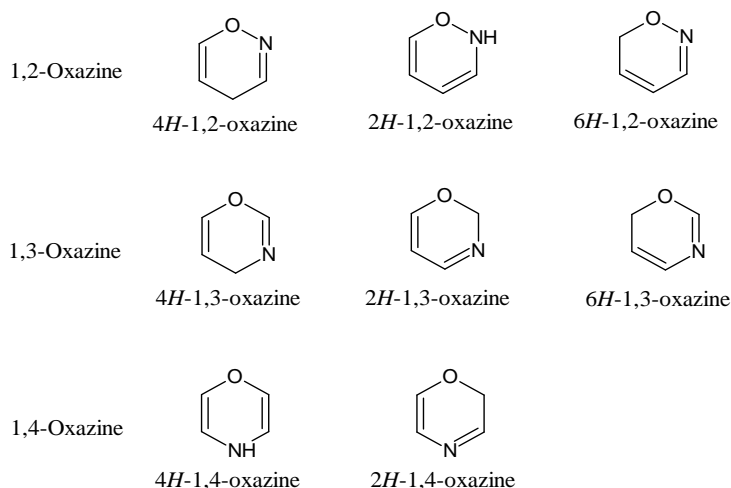
ABSTRACT

This is a study regarding the several strategies for the synthesis of [1,3]oxazine derivatives and their pharmaceutical activities. These are one of the paramount heterocyclic classes which have drawn attention towards its synthesis because of their innumerable biological activities like antiviral, antitumour, antimalarial, antimicrobial, antitubercular and analgesics. Oxazine can be derived from benzene, and its reduction products, by substitution of carbon atoms by nitrogen and oxygen at 1,3 positions. These can be synthesised by the help of several mechanisms like Mannich reaction and Betti reaction, etc., Normally, oxazines are prepared by using expensive and toxic reagents. To reduce the cost and use of toxic reagents, novel [1,3]oxazine derivatives were synthesised by using primary amines, aldehydes, phenols and a catalyst with solvent. Currently, drug resistance is the major cause reducing the ability of the drug to treat the disease effectively. The objective of this article is to provide a precised view on the synthesis of [1,3]oxazine derivatives and their pharmaceutical and biological activities..

Keywords: oxazine, Mannich reaction, Betti reaction.

1. INTRODUCTION

The chemistry of Oxazines has generated intensive scientific studies throughout the world. Chemically, oxazines are six-membered heterocyclic compounds containing one nitrogen, an oxygen atom and two double bonds.¹ Oxazine derivatives are very important heterocyclic compounds with several biological activities. 1,2- oxazines, 1,3- oxazines, 1,4- oxazines are the different types of oxazines. Naming of oxazines is followed according to IUPAC system, in which oxygen is numbered first, then the nitrogen is numbered.¹



* Corresponding author. : +91-9182345799

E-mail address: yarabuloroja@gmail.com

The interest on 1,3-oxazine derivatives has increased recently because compounds containing dihydro[1,3]-oxazine ring system exhibited a wide spectrum of pharmacological activities and their versatility as synthetic intermediates. In addition, naphthoxazine derivatives have therapeutic potential in the treatment of Parkinson's disease.²

Trifluoromethyl-1,3-oxazine-2-one as a non-nucleoside reverse transcriptase inhibitor shows high activity against a variety of HIV-1 mutant strains. Hence, the studies of 1,3-oxazine derivatives have been done via the synthesis based on three-component cyclocondensation of primary aliphatic and cyclic amines with formaldehyde and substituted phenols.²

They have been reported to possess several biological activities such as antimicrobial activity, anti-inflammatory activity, antitubercular activity, antidiabetic activity, anticancer activity, analgesic activity, antioxidant activity, diuretic activity, antiviral activity, etc.,³

Apart of their biological activity, benzo-1,3-oxazines are known to be pharmacologically active and are an important group of the organic dyes.⁴

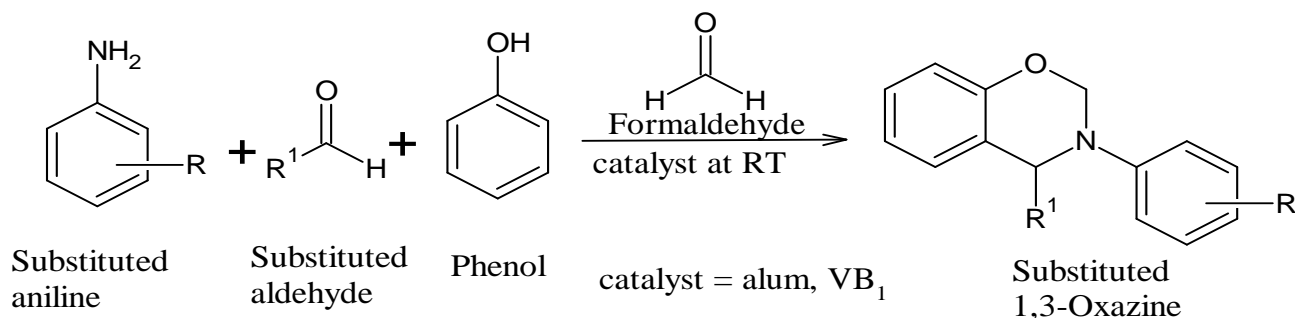
A few methods which are accessible for amalgamation of a few oxazine derivatives, even though, expensive and toxic reagents and special conditions are required. Hence, most commonly used methods are explained in this review.

2. SYNTHESIS

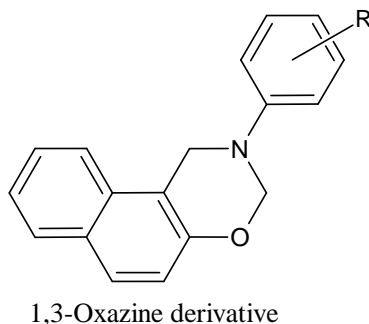
General procedure of [1,3]-Oxazine derivative:

An economical and convenient synthesis of 1,3-oxazine derivatives has been achieved by the one-pot, multicomponent condensation of α - or β -naphthol, an aniline and formaldehyde using catalyst in water as a universal solvent.²

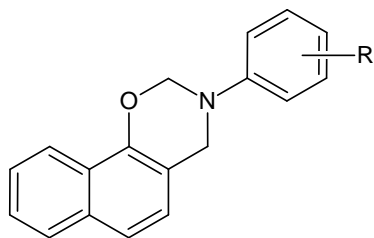
The product is extracted with ethyl acetate. The organic layer is washed with brine and dried over anhydrous magnesium sulphate. By using reduced pressure the solvent is drained out to get a solid/viscous 1,3-oxazine derivatives.²



Valmik D Dhakane *et al.*, synthesized (1,3) oxazine derivatives *via* a one-pot, three-component condensation of anilines, formaldehyde and α - or β -naphthol catalysed by thiamine hydrochloride (Vitamin B₁) in water by green method. This method is attractive for the synthesis of polysubstituted oxazine derivatives.²

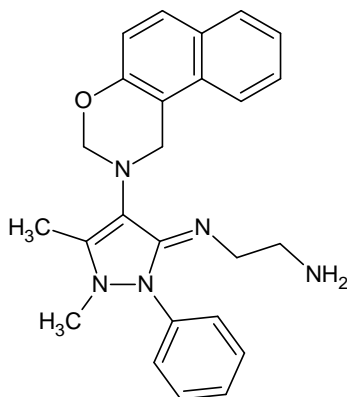


Amol H Kategaonkar *et al.*, synthesized 3,4-dihydro-3-substituted-2H-naphtho[2,1-e] [1,3] oxazine derivatives catalysed by zirconyl (IV) chloride and evaluated its biological activity. The salient features of this method include high yields, short reaction times, cleaner reaction profile and the use of inexpensive and readily available ZrOCl₂ as a catalyst. The antibacterial and antifungal activities were observed in all the compounds. Most of the compounds prove even better than the standard drugs.⁵



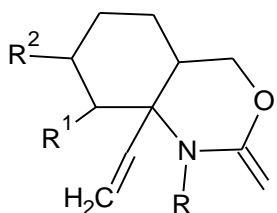
3,4-dihydro-3-substituted-2H-naphtho[2,1-e][1,3]oxazine derivatives

Figueroa-Valverde Lauro *et al.*, designed and synthesized two oxazine derivatives using several strategies. It is important to mention that there are reports which indicate that condensation of naphthol with formaldehyde and amino groups result in naphthoxazines. The methods used offer some advantages such as good yields, simple procedure, low cost, and ease of workup.⁶



Naphthoxazines

Chitchamai Larksarp *et al.*, prepared 1,3-oxazine derivatives by Palladium-Catalysed cycloaddition of vinyloxetanes with heterocumulenes. This process is completely regioselective and stereoselective. A particularly novel feature of the cycloaddition process is its use for the construction of bicyclic [4.4.0] systems by use of $\text{Pd}_2(\text{dba})_3 \cdot \text{CHCl}_3$ and achiral ligand such as dppe.⁷



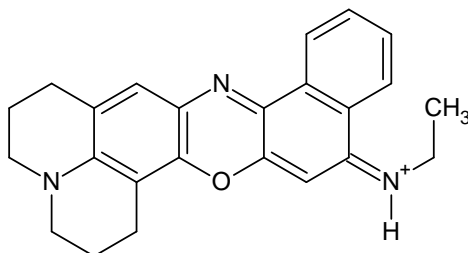
1,3-Oxazine derivative

* = halogens (Cl, F)

R^1 = alkyl group

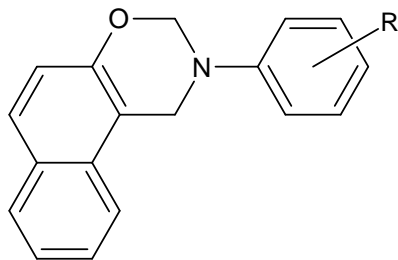
R^2 = alkyl group

S Arda Ozturkcans *et al.*, prepared new 1,3-oxazine derivatives. Mannich-type aminoalkylation reaction of 2-naphthol was applied in the presence of ammonia. The biologically active results obtained showed that 1,3-di(2-naphthyl)-2,3-dihydro-1H-naphtho[1,2-e][1,3]oxazine has anti-mutagenic activity in *S. typhimurium* TA1535, and *E. coli* WP2uvrA strains at three concentrations.⁸



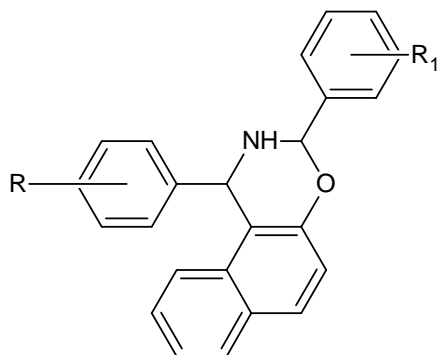
1,3-Di(2-naphthyl)-2,3-dihydro-1H-naphtho[1,2-e][1,3]oxazine

Sandip A *et al.*, synthesized various [1,3] oxazine compounds from aryl amines using alum as a catalyst and water as solvent. The remarkable advantages offered by this method are the use of safer catalyst, solvent-free reaction conditions, short reaction times, ease of product isolation, and high yields.⁹



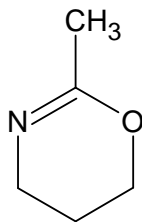
1,3-Oxazine derivative

Zuhal Turgut *et al.*, synthesized substituted aminobenzyl naphthols from moderate to good yields by the reactions of 2-naphthols with appropriate aldehydes. Some new 1,3-disubstituted-2,3-dihydro-1*H*-naphth[1,2-*e*]-[1,3] oxazines that are expected to show biological activities, were obtained by the ring closure reactions of these aminobenzyl naphthols and various aldehydes.¹⁰

1,3-disubstituted-2,3-dihydro-1*H*-naphth[1,2-*e*]-[1,3]oxazine derivatives

Microwave-assisted synthesis of dihydro 1,3- Oxazines

Molloet *et al.*, synthesised 1,3-oxazines by microwave irradiation of amido alcohols in the presence of polyphosphoric acid esters (PPA). Trimethylenic amido alcohols were converted into appropriate cyclic imidates in better yields when PPA were applied.¹¹

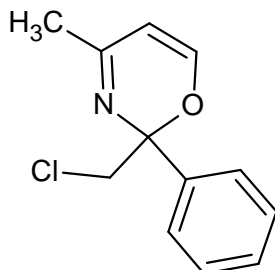
2-alkyl-5,6-dihydro-4*H*-1,3-oxazine

Reaction condition and yield

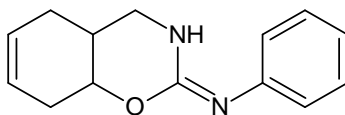
R	Reaction condition	Yield (%)
4-OCH ₃ C ₆ H ₄	5 min, 70°C	85%
4-CH ₃ C ₆ H ₄	5 min, 70°C	96%
2-CH ₃ C ₆ H ₄	5 min, 90°C	84%
4-ClC ₆ H ₄	5 min, 70°C	92%
4-NO ₂ C ₆ H ₄	5 min, 70°C	91%
2-NO ₂ C ₆ H ₄	5 min, 90°C	78%
2-FC ₆ H ₄	3 min, 90°C	65%
2,4-Cl ₂ C ₆ H ₄	3 min, 90°C	27%
C ₆ H ₅ CH ₂	10 min, 90°C	35%

By using Gold(I)-Catalyst:

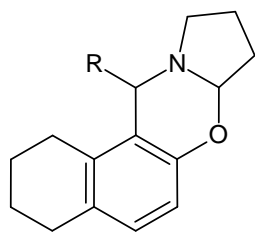
Loncaet al., synthesised 1,3-oxazine by denitrogenation cyclization of halo-substituted alkyl azides using the gold precursor. Firstly, α -propargyloxy- β -fluoroalkylazide reacted with three different gold complexes: $[\text{Ph}_3\text{PAu}(\text{NCCH}_3)]\text{SbF}_6$, $[\text{IprAu}(\text{NCCH}_3)]\text{SbF}_6$ and $[\text{XPhosAu}(\text{NCCH}_3)]\text{SbF}_6$. All the mentioned gold complexes produce 2*H*-1,3-oxazine by 6-endo-dig azide-yne cyclization, out of which $[\text{XPhosAu}(\text{NCCH}_3)]\text{SbF}_6$ has more reactivity. The $\text{Me}_4\text{tBuXPhos}$ ligand has showed higher reaction rate and yield. The greater reaction rate was obtained by replacing the SbF_6^- counter-anion in the gold complex with the more coordinating NTf_2^- . The reaction is completed within 20 min after accelerated by counter anion replacement, by getting same range of yield.¹²

2-(halomethyl)-4-alkyl-2-phenyl-2*H*-1,3-oxazine

Britoet al., synthesised (2*Z*)-*N*-phenyl-1,4,4a,5,8,8a-hexahydro-2*H*-3,1-benzoxazin-2-imine from ester derivative with benzoyl chloride and lithium aluminium hydride again reacted with phenyl isothiocyanates in toluene followed by the treatment with methyl iodide and KOH in methanol. *Cis* and *trans* derivatives were obtained from *cis* and *trans* ester derivatives, simultaneously.¹³


(2*E*)-*N*-phenyl-3,4,4a,5,8,8a-hexahydro-2*H*-1,3-benzoxazin-2-imine

Debet al., synthesised benzoxazine by the reaction oxygenation of iodine-tert butyl hydroperoxide. This method was metal free reaction and resulted in very good yield in short time.¹⁴



R=Ph, 4-ClPh,4-OMePh,H

Chao chenet al., synthesised 2,4-disubstituted-4*H*-3,1-benzoxazines by using a catalyst copper(I) in the reaction cascade annulation of nitriles, aldehydes and diaryliodonium salts.¹⁵

4*H*-3,1-benzoxazine 2,4-disubstituted-4*H*-3,1-benzoxazine**Anti-inflammatory activity and Anti-oxidant activity:**

Chaitra Get al., substituted 1,3-oxazine were synthesised with the help of an intermediate Chalcone and performed an anti-inflammatory activity **Table 1** by comparing with the standard Indomethacin using *invitro* analysis in two methods, one is Bovine serum albumin (BSA) method and the other Protease inhibition assay method. Anti-oxidant activity **Table 2** by comparing with ascorbic acid as standard using *invitro* analysis in two methods, one is Diphenyl picryl hydrazide (DPPH) method and the other is nitric oxide (NO) method. Among all the synthesised products *N*-{4-[2-amino-4-(3,4,5-trimethoxyphenyl)-6*H*-[1,3]oxazine-6-yl]-phenyl}-nicotinamide and *N*-{4-[2-amino-4-(3-nitro-phenyl)-6*H*-[1,3]oxazine-6-yl]-phenyl}-nicotinamide methane has significant anti-inflammatory activity and anti-oxidant activity.¹⁶

Table1: Anti-inflammatory activity

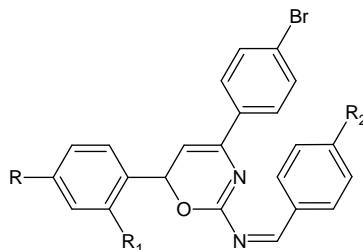
Compound	Percentage Inhibition (%)				
	Protease method			BSA method	
	(100µg/ml)	(50 µg/ml)	(10 µg/ml)	(100µg/ml)	(200 µg/ml)
Indomethacin	89.32	69.31	30.15	78.01	94.8
<i>N</i> -{4-[2-amino-4-(3,4,5-trimethoxy-phenyl)-6 <i>H</i> -[1,3]oxazine-6-yl]-phenyl}-nicotinamide	77.74	71.43	67.64	66.6	86.6
<i>N</i> -{4-[2-amino-4-(3-nitro-phenyl)-6 <i>H</i> -[1,3]oxazine-6-yl]-phenyl}-nicotinamide methane	86.34	68.91	68.77	73.3	86.6

Table2: Anti-oxidant activity

Compound	Percentage Inhibition (%)					
	DPPH method			NO method		
	(100 µg/ml)	(50 µg/ml)	(10 µg/ml)	(100 µg/ml)	(50 µg/ml)	(10 µg/ml)
Ascorbic acid	99.25	95.41	90.5	81.112	80.4	78.81
<i>N</i> -{4-[2-amino-4-(3,4,5-trimethoxy-phenyl)-6 <i>H</i> -[1,3]oxazine-6-yl]-phenyl}-nicotinamide	94.7	94.4	94	81.11	81.73	81.11
<i>N</i> -{4-[2-amino-4-(3-nitro-phenyl)-6 <i>H</i> -[1,3]oxazine-6-yl]-phenyl}-nicotinamide methane	90	85	84.6	81.11	81.11	81.11

Anticoagulant activity:

Sawant et al., reported a series of Schiff's bases of 1,3-oxazines were synthesized by the reaction between 1,3-oxazine-2-amine and substituted benzaldehydes. Majority of the synthesized compounds resulted in anticoagulant activity **Table 3**, among all the compounds, 4-(4-bromophenyl)-6-(4-chlorophenyl)-*N* [(*E*)-(4-chlorophenyl)-methylidene]- 6*H*-1,3-oxazin-2-amine was higher active compound.¹⁷



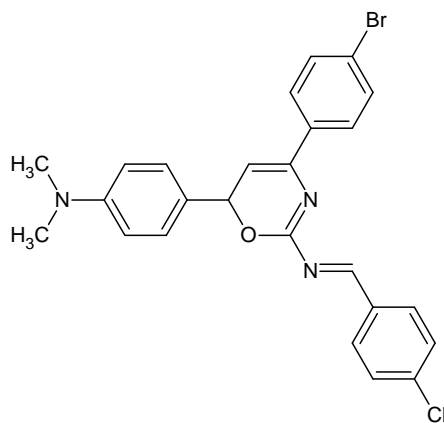
1,3-oxazine-2-amine derivative

Table3: Anticoagulant activity

compound	R	R ₁	R ₂	Prothrombin time (time in sec)
Control	-	-	-	25.66
Standard	-	-	-	122.5
A	NO ₂	H	NO ₂	113.33
B	H	OH	NO ₂	115.5
C	Cl	H	Cl	120.16
D	NO ₂	H	OCH ₃	106.33
E	N(CH ₃) ₂	H	OCH ₃	118.12

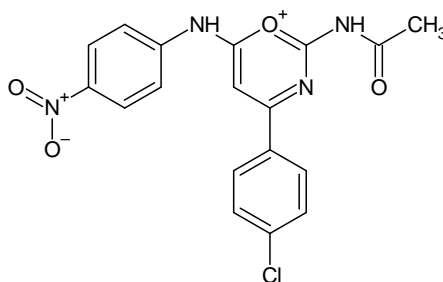
Antimicrobial activity:

Sawant et al., reported a series of Schiff's bases 1,3-oxazines from reaction between 4-bromo acetophenone and substituted aromatic aldehyde reacted in presence of sodium hydroxide to result in substituted chalcones which are reacted with urea to produce 4-(4-bromo phenyl)-6-(substituted phenyl)-6H-1, 3-oxazine-2-amine analogues. Again reacted with substituted aromatic aldehydes to produce 4-(4-bromophenyl)-6-(substituted phenyl)-2-[(1E) (substituted phenyl) methylidene]-6H-1, 3-oxazine-amine. Most of the synthesised compounds showed antimicrobial activity. 4-(4-Bromophenyl)-6-(N,N-dimethylaminophenyl)-N-[(E)(4-chlorophenyl) methylidene]-6H-1, 3-oxazin -2-amine was most active antimicrobial compounds.¹



4-(4-Bromophenyl)-6-(N,N-dimethylaminophenyl)-N-[(E)(4-chlorophenyl) methylidene]-6H-1, 3-oxazin -2-amine

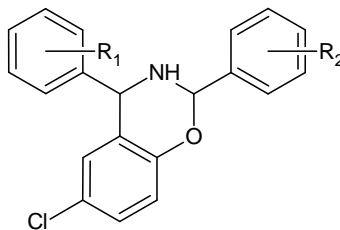
Beena et al., by claisen-schmidth condensation reaction synthesised a series of [6-(p-substituted aminophenyl)-4-(p-substituted phenyl)-6H-1, 3-oxazinyl]-acetamides. Most of the synthesized compounds resulted in antimicrobial activity. Amongst them chloro substituted 1, 3-oxazinyl acetamide derivative showed strong antibacterial and antifungal activity.¹⁸



2-acetamido-4-(4-chlorophenyl)-6-(4-nitroanilino)-1,3-oxazin-1-ium

Didwaghet et al., reported a series of 6-chloro-2,4-diphenyl-3,4-dihydro-2H-1,3-benzoxazines derivatives by reacting p-chlorophenol with substituted aromatic aldehyde in methanolic ammonia solution through one pot synthesis. Compounds synthesised were screened for *in vitro* antimicrobial activity with the help of cup plate method mentioned in **Table 4**. *Staphylococcus aureus*, *Bacillus subtilis* are two-gram positive bacteria and *Escherichia coli*, *Pseudomonas aeruginosa* are two-gram negative bacteria were screened for antibacterial activity. By measuring the zone of inhibition on nutrient agar

medium at the concentration of 100µg/ml. *Candida albicans*, *Aspergillus niger* were screened for antifungal activity by measuring the zone of inhibition by using nutrient medium such as agar plates at the concentrations of 100µg/ml. Nutrient agar medium was a culture medium, DMSO (Dimethylsulphoxide) was a solvent used as control for antimicrobial activity. Amongst all methoxy substituted derivatives resulted in higher activity than the standard drug Streptomycin and Griseofulvin.¹⁹

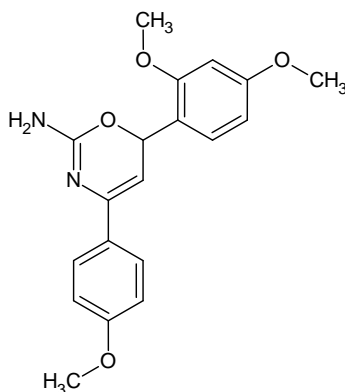


6-chloro-2,4-diphenyl-3,4-dihydro-2H-1,3-benzoxazines derivatives

Table4: Antimicrobial activity

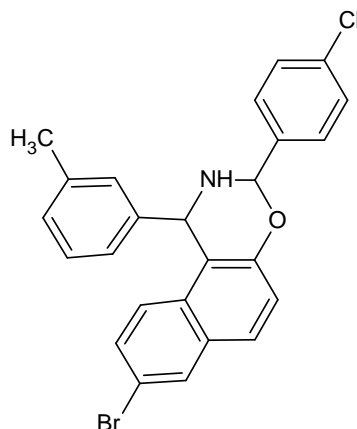
Compound (100µg/ml)	R ₁ ,R ₂	Antibacterial				Antifungal	
		<i>Staphylococcus aureus</i>	<i>Bacillus subtilis</i>	<i>Escherichia coli</i>	<i>Pseudomonas aeruginosa</i>	<i>Candida albicans</i>	<i>Aspergillus niger</i>
a	OCH ₃	15	19	17	09	17	15
b	4-Cl	16	13	21	17	07	08
c	2-Cl	14	18	16	17	06	07
d	4-NO ₂	15	19	19	18	16	13
Streptomycin	-	17	20	22	19	-	-
Grisofulvin	-	-	-	-	-	21	17

Dhanya et al., reported a series of 4-(4-substituted phenyl)-6-substituted -6H-1, 3-oxazines by Claisen-schmidt condensation of substituted aromatic aldehydes reacted with 4-substituted acetophenones resulted in chalcones [(2E)-3-[(substituted phenyl)]-1-[(4-substituted) phenyl prop-2-ene-1- ones. 6-[2, 4- dimethoxyphenyl]-4-(4-methoxyphenyl)-6H-1, 3-oxazin -2 amine showed an excellent antibacterial activity against gram +ve bacteria.²⁰



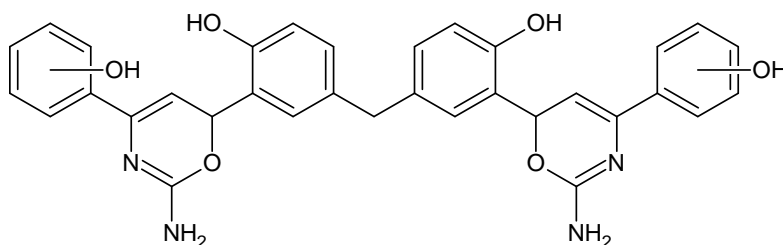
6-(2,4-dimethoxyphenyl)-4-(4-methoxyphenyl)-6H-1,3-oxazin-2-amine

Mayekaret et al., reported a series of 8-bromo -1, 3-bis (aroyl)-2, 3-dihydro-1H-naphtho [1, 2- e] [1,3] oxazines. All the synthesized compounds resulted in antibacterial and antifungal activity. Among them, 8-Bromo-1-(3-methylphenyl)- 3-(4-chlorophenyl)-2,3-dihydro-1H-naphthol[1,2-e] [1,3]oxazine showed an excellent antimicrobial activity against *Aspergillus flavus*.²¹



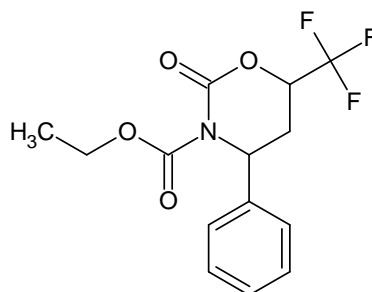
8-bromo-3-(4-chlorophenyl)-1-(3-methylphenyl)-2,3-dihydro-1H-naphtho[1,2-e][1,3]oxazine

Didwaghet al., reported a series of 2-[2-amino-4(4-bromo phenyl)-6H-1,3-oxazine-6 yl]-4-{3- [2-amino-4(4-bromo phenyl)-6H-1,3- oxazine-6 yl]-4-hydroxy benzyl} phenol derivatives synthesised from bis [3-[(E)(4-bromo phenyl)-3-oxa-1-propenyl]-4-hydroxy phenyl] methane with urea and potassium hydroxide in ethanol. All the synthesised compounds showed antibacterial and antifungal activity, among them 4-hydroxy derivatives has greater activity against fungal strains.²²



2-[2-amino-4(4-bromophenyl)-6H-1,3-oxazine-6yl]-4-{3-[2-amino-4(4-bromo phenyl)-6H-1,3-oxazine-6 yl]-4-hydroxy benzyl} phenol

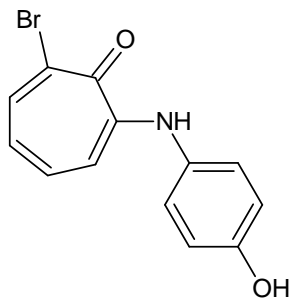
Zanattaet al., synthesized oxazines by reduction and cyclization from enamidoketones resulted in the reaction between beta - alkoxy- CF₃-enones with ethyl carbamate. All the synthesized compounds were showed a significant activity against micro-organisms.²³



ethyl 2-oxo-4-phenyl-6-(trifluoromethyl)-1,3-oxazinane-3-carboxylate

Tumour-Specific Cytotoxicity:

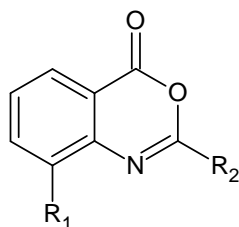
Naritaet al., reported twenty benzo[b]cyclohept[e][1, 4]oxazines and their S-analogs, and 2- aminotropone derivatives. All the synthesised compounds showed moderate tumour-specific cytotoxicity amongst them 7- bromo-2-(4-hydroxyanilino) tropone is more active compound.²⁴



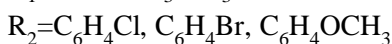
2-bromo-7-(4-hydroxyanilino)cyclohepta-2,4,6-trien-1-one

Antiplatelet aggregation activity:

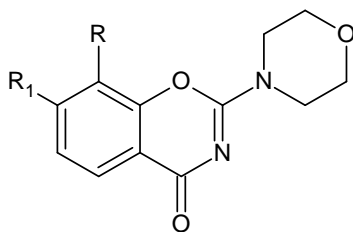
PHsieh *et al.*, reported a series of 2,8-disubstituted benzoxazinones which showed an antiplatelet activity, inhibition of superoxide anion generation and inhibition of neutrophil elastase release method.²⁵



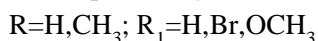
2,8-disubstituted-4H-3,1-benzoxazin-4-one



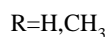
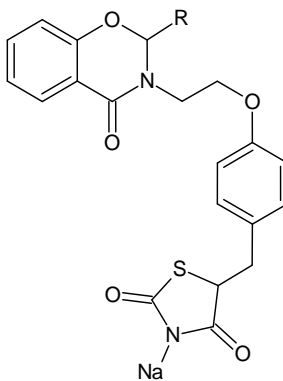
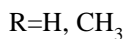
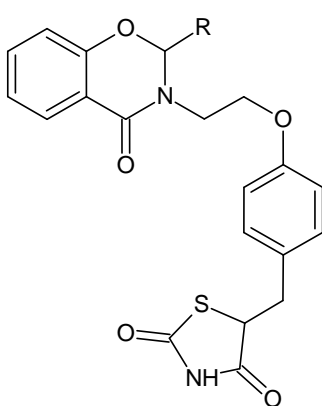
KMPritchard *et al.*, synthesised compounds has showed more potent activity than aspirin on AA-induced platelet aggregation. Few 2-morpholino substituted benzoxazines resulted as effective against ADP and collagen induced platelet aggregation.²⁶



7,8-disubstituted-2-(morpholin-4-yl)-4H-1,3-benzoxazin-4-one

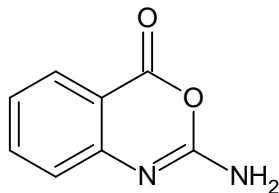
**Antidiabetic and hypolipidaemic activity:**

GRMadhavan *et al.*, reported a series of 5-[4-[2-[2,3-benzoxazine-4-one-2-yl]-ethoxy]phenylmethyl]thiazolidine-2,4-diones resulted in plasma glucose and plasma triglyceride lowering activity. Few synthesised compounds showed potent dual PPAR activation.²⁷



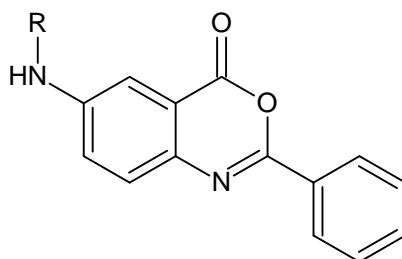
Enzyme inhibitory activity:

UNeumann *et al.*, reported a series of 2-amino substituted benzoxazinones results in inhibition of human CMV protease *in vitro*.²⁸



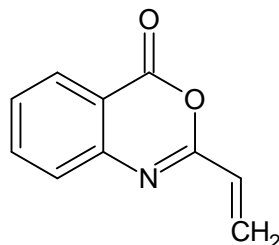
2-amino substituted-4H-3,1-benzoxazin-4-one

EColson *et al.*, synthesised a series of 6-amino-2-phenyl-4H-3,1-benzoxazin-4-one amino acyl and dipeptidyl derivatives, amino acids and dipeptides are linked to the benzoxazinone by an amide bond and tested for their inhibitory effect towards human leukocyte elastase (HLE). A series of 2-sec-amino-4H-3, 1-benzoxazin-4-ones was tested as acyl-enzyme inhibitors of human chymase.²⁹



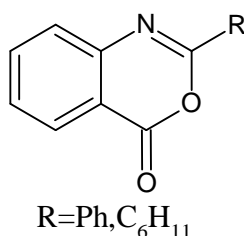
6-amino-2-phenyl-4H-3,1-benzoxazin-4-one aminoacyl derivatives

AArcadi *et al.*, synthesised a compound 2-vinyl-4H-3,1-benzoxazin-4-one has been tested for its inhibitory activity a human leukocyte elastase.³⁰

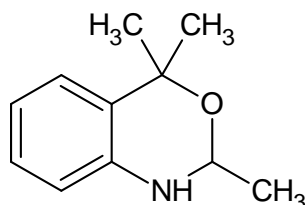


2-ethenyl-4H-3,1-benzoxazin-4-one

JLGilmore *et al.*, synthesised a series of 2-aryl-4H-3,1-benzoxazin-4-ones have been tested for inhibitory activity against C1r serine protease. Among these compounds, few are more equipotent than the reference compound FUT-175.³¹

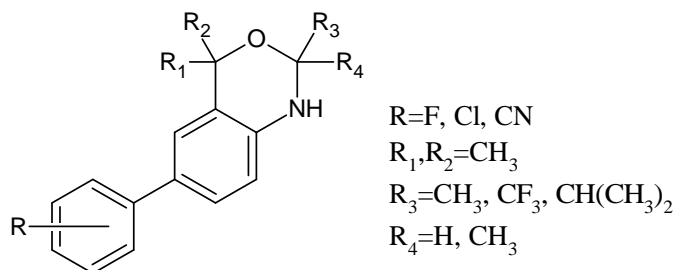
**Receptor agonist activity:**

P.Zhang *et al.*, synthesised 6-aryl benzoxazines and screened for the activity progesterone receptor modulators. Compound with 2, 4, 4-trimethyl-1,4-dihydro-2H-benzo[d][1,3]-oxazine core resulted in potent PR agonist activity.³²

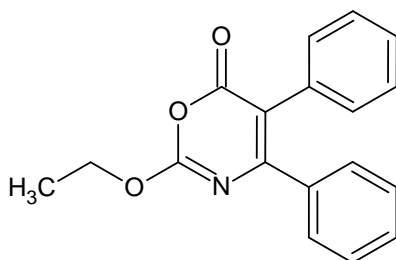


2,4,4-trimethyl-1,4-dihydro-2H-3,1-benzoxazine

E.Ward *et al.*, synthesised a series of 5-(piperidinylethoxy)quinoline benzoxazine-3(4*H*)-ones has screened as 5-HT1 receptor ligands.³³



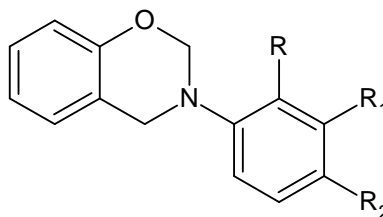
Ansari *et al.*, synthesised 2-ethoxy-4,5-diphenyl-1,3-oxazine-6-one. Screening of the synthesised compound resulted in increase heat shock proteins Hsp70 and Hsp32 levels. The pre-treatment of the cells with the Ansari *et al.*, synthesised compound also increases the γ -GCS level and antioxidant enzyme activities.³⁴



2-ethoxy-4,5-diphenyl-6*H*-1,3-oxazin-6-one

Antitubercular activity:

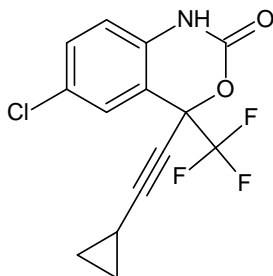
Kamble *et al.*, reported a series of benzo [1,3] oxazine derivatives, few of the synthesised compounds resulted in higher activity more than Rifampicin and Ethambutol against *M. tuberculosis*.³⁵



3-(2,3,4-trisubstitutedphenyl)-3,4-dihydro-2*H*-1,3-benzoxazine

Anti-viral activity:

R Gawali *et al.*, reported the synthesis, docking studies and biological screening of 2-thiazolyl substituted -2,3-dihydro-1*H*-naphtho[1,2-*c*][1,3]oxazines as potent HIV-1 reverse transcriptase inhibitors. Few of these derivatives are more active than (s)-6-chloro-4-cyclopropylethynyl-1,4-dihydro-4-trifluoromethyl-2*H*-[3,1]-benzoxazin-2-one also known as Efavirenz (Sustiva) which is a non-nucleoside reverse transcriptase inhibitor (NNRTI) used in the treatment of Human Immunodeficiency Virus (HIV).^{36,37}



6-chloro-4-(cyclopropylethynyl)-4-(trifluoromethyl)-1,4-dihydro-2*H*-3,1-benzoxazin-2-one

6. CONCLUSION

Certain [1,3]-oxazine derivatives were reported to have antiplatelet aggregation, antitubercular, anti-inflammatory, antidiabetic, hypolipidemic, antimycobacterial, antibacterial, antifungal, anticoagulant, antioxidant, and cytotoxic activities. It can be noted that 1,3-oxazine derivatives can be synthesised in several ways. This review article includes various methods of synthesis and the physiological activities.

ACKNOWLEDGEMENT

The authors wish to thank to T. John College of Pharmacy, Parents and my Friends for providing support and strength to carry out this review work.

REFERENCES

- [1] Sindhu TJ, Arikatt SD, Vincent G, Chandran M, Bhat AR, Krishnakumar K. Biological activities of oxazine and its derivatives: a review. *International journal of pharmaceutical sciences research*. 2013 Nov;4:134-43.
- [2] Dhakane VD, Gholap SS, Deshmukh UP, Chavan HV, Bandgar BP. An efficient and green method for the synthesis of [1, 3] oxazine derivatives catalyzed by thiamine hydrochloride (VB1) in water. *Comptes Rendus Chimie*. 2014 May 1;17(5):431-6.
- [3] Raj H. Sadanandan *et al.*, *International Journal of Pharmacy and Pharmaceutical Research*. 2016;6(1):1-6.
- [4] Prostota Y, Berthet J, Delbaere S, Coelho PJ. Bichromophoric dye derived from benzo [1, 3] oxazine system. *Dyes and Pigments*. 2013 Feb 1;96(2):569-73.
- [5] Kategaonkar AH, Sonar SS, Pokalwar RU, Kategaonkar AH, Shingate BB, Shingare MS. An efficient synthesis of 3, 4-dihydro-3-substituted-2H-naphtho [2, 1-e][1, 3] oxazine derivatives catalyzed by zirconyl (IV) chloride and evaluation of its biological activities. *Bulletin of the Korean Chemical Society*. 2010;31(6):1657-60.
- [6] Lauro FV, Francisco DC, Marcela RN, Elodia GC, Eduardo PG, María LR, Lenin HH, Betty SA. Design and synthesis of two oxazine derivatives using several strategies. *Journal of Chemistry*. 2014 Jan 1;2014.
- [7] Larksarp C, Alper H. Synthesis of 1, 3-oxazine derivatives by palladium-catalyzed cycloaddition of vinyloxetanes with heterocumulenes. Completely stereoselective synthesis of bicyclic 1, 3-oxazines. *The Journal of Organic Chemistry*. 1999 May 28;64(11):4152-8.
- [8] Ozturkcan SA, Turhan K, Turgut Z. Synthesis and characterizations of new 1, 3-oxazine derivatives. *J. Chem. Soc. Pak*. 2011 Dec 1;33(6):939.
- [9] Sadaphal SA, Sonar SS, Shingate BB, Shingare MS. Water mediated synthesis of various [1, 3] oxazine compounds using alum as a catalyst. *Green Chemistry Letters and Reviews*. 2010 Sep 1;3(3):213-6.
- [10] Turgut Z, Pelit E, Koycu A. Synthesis of New 1, 3-Disubstituted-2, 3-dihydro-1H-naphth [1, 2e][1, 3] oxazines. *Molecules*. 2007 Mar;12(3):345-52.
- [11] Gaonkar SL, Nagaraj VU, Nayak S. A review on current synthetic strategies of oxazines. *Mini-Reviews in Organic Chemistry*. 2019 Feb 1;16(1):43-58.
- [12] Lonca GH, Tejo C, Chan HL, Chiba S, Gagosz F. Gold (i)-catalyzed 6-endo-dig azide-yne cyclization: efficient access to 2 H-1, 3-oxazines. *Chemical Communications*. 2017;53(4):736-9.
- [13] de Brito MR, Pelaez WJ, Faillace MS, Militão GC, Almeida JR, Arguello GA, Szakonyi Z, Fulop F, Salvadori MC, Teixeira FS, Freitas RM. Cyclohexene-fused 1, 3-oxazines with selective antibacterial and antiparasitic action and low cytotoxic effects. *Toxicology in Vitro*. 2017 Oct 1;44:273-9.
- [14] Deb ML, Pegu CD, Borpatra PJ, Baruah PK. Metal-free intramolecular α -sp³ C-H oxygenation of tert-amine: An efficient approach to 1, 3-oxazines. *Tetrahedron Letters*. 2016 Dec 7;57(49):5479-83.
- [15] Sheng J, Su X, Cao C, Chen C. Synthesis of benzo [1, 3] oxazines via copper (I)-catalyzed cascade annulation of nitriles, aldehydes and diaryliodonium salts. *Organic Chemistry Frontiers*. 2016;3(4):501-4.
- [16] Chaitra G, Rohini RM. Synthesis and biological activities of [1, 3]-oxazine derivatives. *Der Pharma Chemica*. 2018;10(8):96-101.
- [17] Sawant RL, Mhaske MS, Wadekar JB. Anticoagulant potential of Schiff bases of 1, 3-oxazines. *Int. J. PharmTech Res*. 2012;4:320-3.
- [18] Beena KP, Akelesh T. Design, synthesis, characterization and evaluation of some 1, 3-oxazine derivatives as potent antimicrobial agents. *Der pharmacia Lettre*. 2013;5(4):257-60.
- [19] Didwagh SS, Piste PB. Novel one-pot Synthesis and Antimicrobial Activity of 6-chloro-2, 4-diphenyl 3, 4-dihydro-2H-1, 3-benzoxazine derivatives. *Int. J. Chem. Tech. Res*. 2013;5:2199-203.
- [20] Sunil D, Upadhyaya SH, Murugappan R. Synthesis, Characterization and QSAR studies of some New 1, 3-oxazines as Potent Antimicrobial agents. *Research Journal of Pharmaceutical Sciences*. 2013;2(2):15-9.
- [21] Mayekar AN, Yathirajan HS, Narayana B, Sarojini BK, Kumari NS, Harrison WT. Synthesis and antimicrobial study of new 8-bromo-1, 3-diaryl-2, 3-dihydro-1H-naphtho [1, 2e][1, 3] oxazines. *International Journal of Chemistry*. 2011 Feb 1;3(1):74.
- [22] Didwagh SS, Piste PB. Novel synthesis and antimicrobial activity of bis-oxazine derivatives. *Journal of Chemical and Pharmaceutical Research*. 2013;5(5):271-4.
- [23] Zanatta N, Borchhardt DM, Alves SH, Coelho HS, Squizani MC, Marchi TM, Bonacorso HG, Martins MP. Synthesis of oxazines and They exhibited significant activity against tested microorganism strains. *Bioorg. Med. Chem*. 2006;14:3174.
- [24] Narita T, Suga A, Kobayashi M, Hashimoto K, Sakagami H, Motohashi N, Kurihara T, Wakabayashi H. Tumor-specific cytotoxicity and type of cell death induced by benzo [b] cyclohept [e][1, 4] oxazine and 2-aminotroponone derivatives. *Anticancer research*. 2009 Apr 1;29(4):1123-30.
- [25] Hsieh PW, Hwang TL, Wu CC, Chang FR, Wang TW, Wu YC. The evaluation of 2, 8-disubstituted benzoxazinone derivatives as anti-inflammatory and anti-platelet aggregation agents. *Bioorganic & medicinal chemistry letters*. 2005 Jun 2;15(11):2786-9.
- [26] Pritchard KM, Al-Rawi J, Bradley C. Synthesis, identification and antiplatelet evaluation of 2-morpholino substituted benzoxazines. *European journal of medicinal chemistry*. 2007 Sep 1;42(9):1200-10.

- [27] Madhavan GR, Chakrabarti R, Kumar SK, Misra P, Mamidi RN, Balraju V, Kasiram K, Babu RK, Suresh J, Lohray BB, Lohray VB. Novel phthalazinone and benzoxazinone containing thiazolidinediones as antidiabetic and hypolipidemic agents. *European journal of medicinal chemistry*. 2001 Aug 1;36(7-8):627-37.
- [28] Neumann U, Schechter NM, Gütschow M. Inhibition of human chymase by 2-amino-3, 1-benzoxazin-4-ones. *Bioorganic & medicinal chemistry*. 2001 Apr 1;9(4):947-54.
- [29] Colson E, Wallach J, Hauteville M. Synthesis and anti-elastase properties of 6-amino-2-phenyl-4H-3, 1-benzoxazin-4-one aminoacyl and dipeptidyl derivatives. *Biochimie*. 2005 Feb 1;87(2):223-30.
- [30] Arcadi A, Asti C, Brandolini L, Caselli G, Marinelli F, Ruggieri V. Synthesis and in vitro and in vivo evaluation of the 2-(6' methoxy-3', 4'-dihydro-1'-naphthyl)-4H-3, 1-benzoxazin-4-one as a new potent substrate inhibitor of human leukocyte elastase. *Bioorganic & medicinal chemistry letters*. 1999 May 3;9(9):1291-4.
- [31] Hays SJ, Caprathe BW, Gilmore JL, Amin N, Emmerling MR, Michael W, Nadimpalli R, Nath R, Raser KJ, Stafford D, Watson D. 2-Amino-4 H-3, 1-benzoxazin-4-ones as inhibitors of C1r serine protease. *Journal of medicinal chemistry*. 1998 Mar 26;41(7):1060-7.
- [32] Zhang P, Terefenko EA, Fensome A, Wrobel J, Winneker R, Lundeen S, Marschke KB, Zhang Z. 6-Aryl-1, 4-dihydro-benzo [d][1, 3] oxazin-2-ones: a novel class of potent, selective, and orally active nonsteroidal progesterone receptor antagonists. *Journal of medicinal chemistry*. 2002 Sep 26;45(20):4379-82.
- [33] Lovell PJ, Scott CM, Smith PW, Stemp G, Thewlis KM, Vong AK, Watson JM. Studies on a series of potent, orally bioavailable, 5-HT1 receptor ligands. *Bioorganic & medicinal chemistry letters*. 2007 Sep 15;17(18):5214-7.
- [34] Ansari MD, Sagir H, Yadav VB, Yadav N, Verma A, Siddiqui IR. Organo-nanocatalysis: an emergent green methodology for construction of bioactive oxazines and thiazines under ultrasonic irradiation. *Journal of Molecular Structure*. 2019 Nov 15;1196:54-7.
- [35] Kamble RD, Hese SV, Meshram RJ, Kote JR, Gacche RN, Dawane BS. Green synthesis and in silico investigation of dihydro-2 H-benzo [1, 3] oxazine derivatives as inhibitors of Mycobacterium tuberculosis. *Medicinal Chemistry Research*. 2015 Mar;24(3):1077-88.
- [36] Vrouenaets SM, Wit FW, Tongeren JV, Lange JM. Efavirenz: a review. *Expert opinion on pharmacotherapy*. 2007 Apr 1;8(6):851-71.
- [37] Gawali R, Trivedi J, Bhansali S, Bhosale R, Sarkar D, Mitra D. Design, synthesis, docking studies and biological screening of 2-thiazolyl substituted-2, 3-dihydro-1H-naphtho [1, 2-e][1, 3] oxazines as potent HIV-1 reverse transcriptase inhibitors. *European journal of medicinal chemistry*. 2018 Sep 5;157:310-9.