



Application of Computation Fluid Dynamics Approach in Automobile Sector: A Review

Ashwini Kumar Ranjan¹, Dharmendra Rathore²

^{1,2}Department of Mechanical Engineering, Bagula Mukhi College of Technology, Bhopal (M.P), India

ABSTRACT:

As of late, huge advancement has been made to guarantee that cycle ventures are among the most secure work environments on the planet. Nonetheless, with the expanding unpredictability of existing innovations and new issues achieved by arising advances, a solid need exists to examine the basics of cycle wellbeing and anticipate potential situations. This is achieved by leading the relating outcome demonstrating and hazard evaluations. Because of the ceaseless headway of Computational Fluid Dynamics (CFD) instruments and dramatically expanded calculation abilities alongside better understandings of the basic material science, CFD reenactments have been applied broadly in the territories of cycle security and misfortune anticipation to acquire new experiences, improve existing models, and evaluate new dangerous situations. In this paper, studies done by previous researchers on the application of CFD in the different areas has been discussed. There have been remembered for request to methodically order and sum up ongoing uses of CFD for flames, blasts, scatterings of combustible and poisonous materials from unplanned deliveries, occurrence examinations and reproductions, and different zones of cycle wellbeing. The benefits of CFD demonstrating are talked about and the eventual fate of CFD applications in this examination territory is sketched out.

Keywords: Automobile; Air Conditioning; Computational Fluid Dynamic; Environment

1. Introduction

The developing country is worrying about an Earth-wide temperature boost and has inspired researchers worldwide to look for elective fuel sources to supplant petroleum derivatives [1]. Computational liquid dynamics (CFD) has come out as an advanced option for diminishing the utilization of air streams in auto designing. CFD is currently being seriously applied to different phases of streamlined plan of autos. Notwithstanding, the present CFD innovation has still numerous computational issues to be addressed as far as choppiness treatment, mathematical strategy/plot, and so on, i.e., it is as yet hard to track down a suitable arrangement as far as liquid mechanics, since it unequivocally relies upon the above mathematical components. This audit paper portrays the accompanying CFD strategies now accessible and their current applications, mostly in the space of vehicle optimal design, and shows the current restrictions of the different techniques: board strategy, k- ϵ disturbance model, Large Eddy Simulation, and semi direct reenactment with third request upwind mathematical plan.

The administering conditions of liquid stream and warmth move can be considered as numerical details of the protection laws of liquid mechanics and are alluded to as the Navier–Stokes conditions. The CFD works on some basic fundamental laws [2–4]. At the point when applied to a liquid continuum, these preservation laws relate the pace of progress of an ideal liquid property to outer powers and can be considered as:

1. The law of preservation of mass (congruity), which expresses that the mass streams entering a liquid component should offset precisely with those leaving.
2. The law of protection of energy (Newton's second law of movement), which expresses that the amount of the outside powers following up on a liquid molecule is equivalent to its pace of progress of direct force.
3. The law of protection of energy (the main law of thermodynamics), which expresses that the pace of progress of energy of a liquid molecule is equivalent to the warmth expansion and the work done on the molecule.

By implementing these protection laws over discrete spatial volumes in a liquid area, it is conceivable to accomplish an efficient record of the adjustments in mass, force and energy as the stream crosses the volume limits.

Regardless of the referenced advantages, incredibly high creation costs block the commercialization of microalgae. Exploration strategies in EFM remember full-scale for site tests, full-scale research facility tests, diminished scope lab tests in air streams and water flumes, insightful and semi-exact demonstrating and PC recreation with CFD. The fundamental preferences of CFD are that it permits full power over the limit conditions, that it gives information in each purpose of the computational space at the same time ("entire stream field information") and that it doesn't experience the ill effects of conceivably incongruent likeness prerequisites because of scaling constraints since reenactments can be performed at full scale. CFD additionally permits proficient parametric examination of various designs and for various conditions. Notwithstanding, the exactness and unwavering quality of CFD are of concern and check and approval considers are basic. Subsequently, top notch analyses to supply information for approval contemplates are additionally fundamental. The steps involved in CFD are given in figure 1.

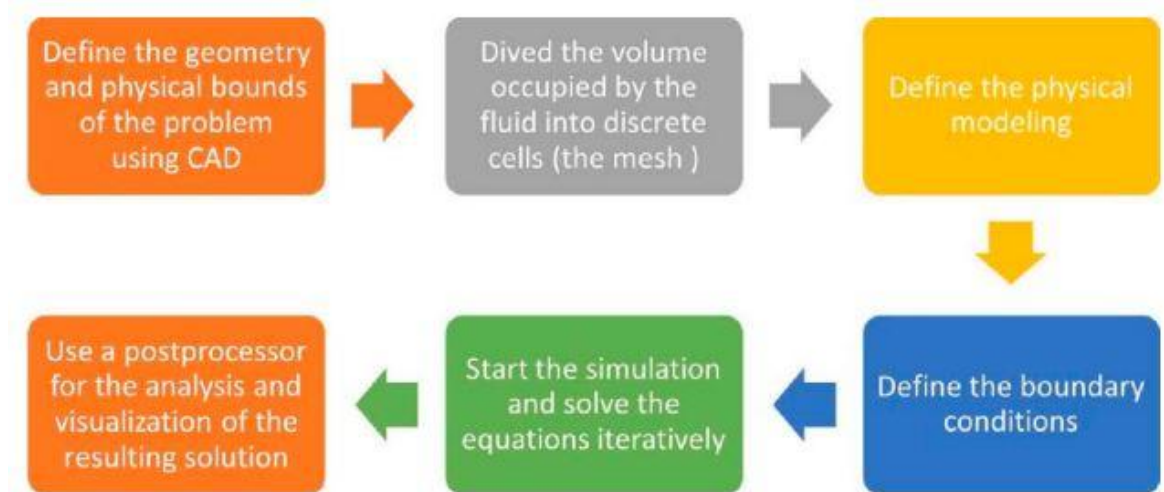


Fig.1. Steps involved in CFD

Among the accessible development frameworks, open raceway lakes are monetary and successful for huge scope development. To improve the microalgal biomass profitability, it is critical to streamline the plan boundaries and the working states of an open raceway framework. Computational liquid elements (CFD) are utilized for displaying of an open raceway framework. The point of this survey is to gather the utilizations of CFD upgrading microalgae development in open frameworks [5].

2. Governing equation

Right off the bat, we have a fluid flowing problem. To take care of this issue, we should know the actual properties of liquid by utilizing Fluid Mechanics. Then, at that point, we can utilize numerical conditions to portray these physical properties. This is Navier-Stokes Equation, and it is the administering condition of CFD. As the Navier-Stokes Equation is insightful, human can get it and settle them on a piece of paper [6].

Be that as it may, assuming we need to settle this condition by PC, we need to make an interpretation of it to the discretized structure. The interpreters are mathematical discretization techniques, like Finite Difference, Finite Element, Limited Volume strategies. Thus, we likewise need to partition our entire issue space into many little parts on the grounds that our discretization depends on them. Then, at that point, we can compose projects to address them. The common dialects are Fortran and C. Ordinarily the projects are run on workstations or supercomputers. Toward the end, we can get our recreation results. We can look at and investigate the recreation results with tests and the genuine issue. On the off chance that the outcomes are not adequate to tackle the issue, we need to rehash the cycle until discover fulfilled arrangement. The important governing equation of CFD is given in Fig.2.

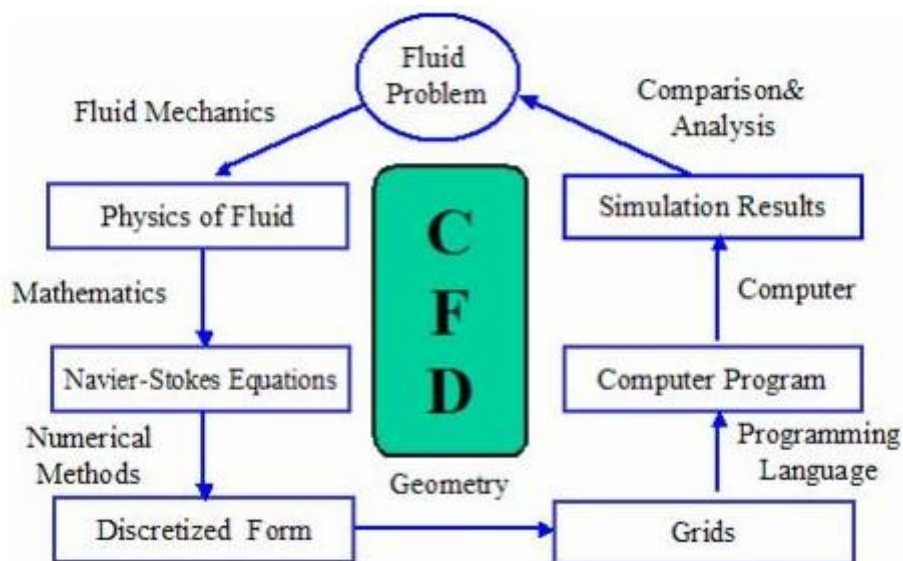


Fig.2. Governing equation of CFD [7]

3. CFD in Air Condition System

The specialized accomplishments saw over the most recent twenty years remember tremendous upgrades for mathematical calculations and CFD displaying procedures. This implies that highlights like unstructured and versatile cross section, moving limits and different casings of reference presently help out actual models to stand up to complex marvels including Newtonian and non-Newtonian liquid stream, semi liquid substances, item taste, bundling and capacity that have confronted the food business throughout the long term (Fluent News, 2000). Today CFD arrangements are being utilized to upgrade and create gear and preparing techniques in the food business and their pace of utilization has developed dramatically, as proven by the consistent expansion in companion explored diary papers throughout the long term [8]. The numerous zones inside the food business where CFD has been regularly used to measure overseeing actual wonders incorporate food creation offices, disinfection blending and drying measures to give some examples, with the scope of utilizations being ceaselessly broadened. The velocity profile over a duct using CFD is shown in Fig.3.

Consistent state conditions were considered for all the reproductions. Temperature impact was not considered in this work, comparing to warm protected ventilation chamber in the trial. We utilized uniform speed profile at the bay limit, which can be determined from ACH, room volume and channel size. The fierce thickness proportion and the violent force were utilized to characterize starting tempestuous limit conditions, separately set as 10 and 5%. Basic calculation was embraced to tackle the coupling of pressing factor speed. The second-request upwind discretization plot was used for force, tempestuous dissemination rate and violent dynamic energy. The y^+ esteem was met to be inside 5, which was adequate to determine the close to divider area applying improved divider work in RNG $k-\epsilon$ model [9-10]. The affectability examination of network has been performed with multiplied lattice numbers, with the overall blunders underneath 5% (Cao, and Ren, 2018), and results won't be introduced here.

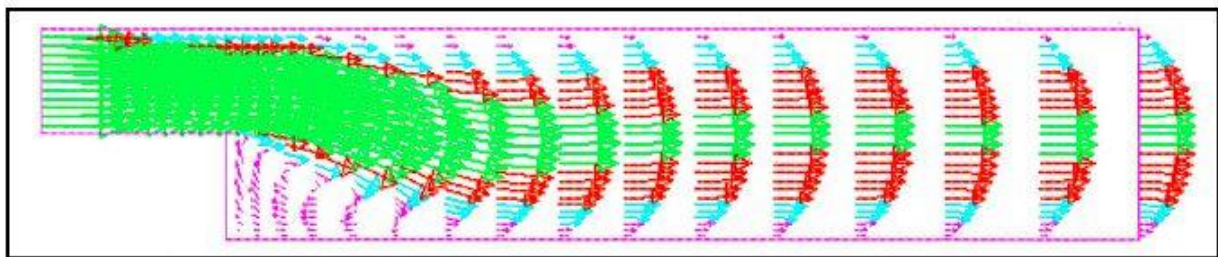


Fig.3 Flow pattern analysis over a duct using CFD

Regardless of this tremendous measure of exploration on bundling plan for new plant produce, most specialists have focused predominantly on a solitary unit of produce during precooling or on just one or a couple of specific elements of the bundling (e.g., cooling execution or energy utilization) [11-12]. Accordingly, clashing bundling plan prerequisites frequently result when numerous chilly chain activities or various capacities are at the same time focused on. For instance, expanding the quantity of box vents and the air-inflow speed can improve cooling rate, throughput, and cooling consistency yet bargains the mechanical strength of the bundling and incites additional chilling wounds and dampness misfortune. Moreover, a particular pathway is made when too many box vents are utilized on the grounds that the wind current can without much of a stretch detour the produce, accordingly, decreasing the wind stream rate through the produce and thus expanding the energy needed for precooling [13]. Along these lines, to extensively assess the presentation of ventilated bundling, all elements of the bundling across the whole virus chain ought to be all the while surveyed in future examinations. Furthermore, future examinations ought to likewise look at the cooling execution of bundling plans as a component of how the produce is stacked on a bed.

4. Use of CFD in Automobile

Inside and outside of the car there are so many parameters which affects the performance of the car as well as the comfort inside the car for the passenger. In the car business, the subject of vehicle configuration is moving quickly into the utilization of more current and best in class methods.

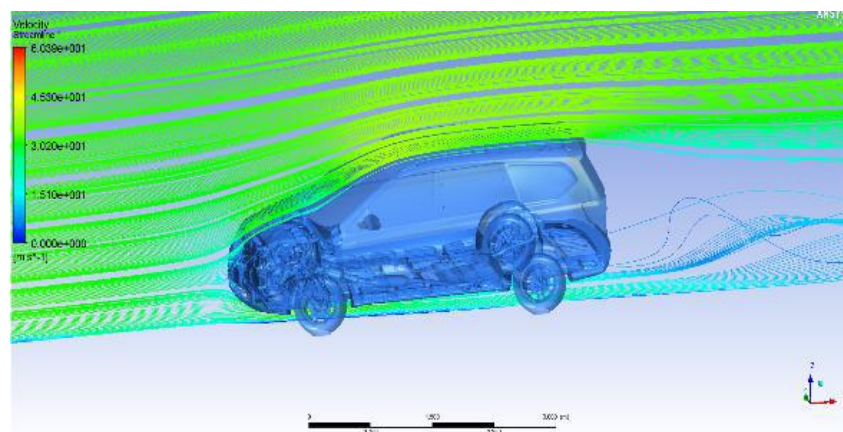


Fig.4 Flow pattern analysis over a car

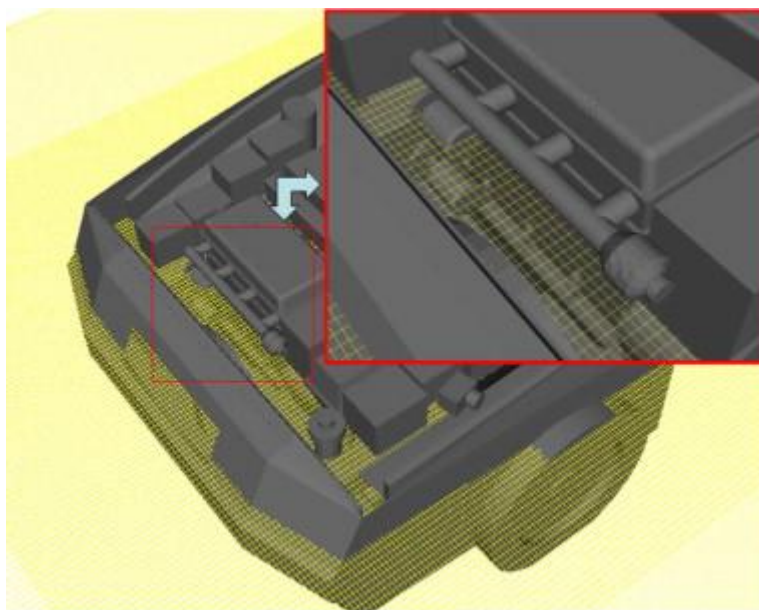


Fig.5 CFD use in automobile

The cooling wind stream in the present vehicle motor cooling frameworks is created by a slam impact coming about because of the vehicle's movement and attractions delivered by fan activity. This wind current goes through the grille, condenser, radiator, cooling fan, and different parts, eliminating the dismissed warmth to the general climate [15]. It is notable, both hypothetically and tentatively, that the stream rate and temperature of the air before the radiator affect the warmth dispersal limit of the radiator and on the exhibition of the cooling framework. Accordingly, the wind stream is a fundamental factor influencing the motor cooling framework execution and has consistently been of essential worry in the motor cooling framework plan.

Because of the intricate stream design and the intuitive components that impact the stream conduct, the insightful and test investigation of cooling wind current is testing.

5. Conclusion

This paper audits the various application of CFD in different areas. Fluid and fume refrigerant infusion are talked about, along with their unmistakable highlights. The ebb and flow research on refrigerant infusion methods falls into two classifications: framework level exploration and segment level examination. The framework research is centered around low encompassing temperature warming, heat siphon water warming, high surrounding temperature cooling, cycle correlation, and control methodology advancement. Inward warmth exchanger cycle and blaze tank cycles are the two ordinary cycles for refrigerant infusion. The two cycles are examined and looked at. In view of the writing study, the potential future examination headings are talked about. The blaze tank cycle control procedure and air-conditioning system of automotive vehicle are worth further exploration endeavors through CFD analysis. Blower configuration can be improved to enhance the presentation with refrigerant infusion. The proper plan of blaze tanks assumes an essential part in accomplishing suitable two-stage stream designs in the glimmer tank. CFD demonstrating can be a helpful apparatus to encourage the plan of the blaze tank.

Reference

- [1] Harrison B. Industrial districts: Old wine in new bottles? (volume 26, number 5, 1992). *Regional studies*. 2007 Mar 1;41(S1): S107-21.
- [2] Bilir N, Ersoy HK. Performance improvement of the vapour compression refrigeration cycle by a two-phase constant area ejector. *International journal of energy research*. 2009 Apr;33(5):469-80.
- [3] Wu XP, Johnson P, Akbarzadeh A. Application of heat pipe heat exchangers to humidity control in air-conditioning systems. *Applied thermal engineering*. 1997 Jun 1;17(6):561-8.
- [4] Al-Sanea SA, Zedan MF, Al-Harbi MB. Heat transfer characteristics in air-conditioned rooms using mixing air-distribution system under mixed convection conditions. *International journal of thermal sciences*. 2012 Sep 1; 59:247-59.
- [5] Watanabe N, Miyamoto S, Kuba M, Nakanishi J. The CFD application for efficient designing in the automotive engineering. *SAE transactions*. 2003 Jan 1:1476-82.
- [6] Nielsen PV, Jakubowska E. The performance of diffuse ceiling inlet and other room air distribution systems. *Proceedings of cold climate HVAC, Sisimiut*. 2009.
- [7] Yadav AS, Shrivastava V, Chouksey VK, Sharma A, Sharma SK, Dwivedi MK. Enhanced solar thermal air heater: A numerical investigation. *Materials Today: Proceedings*. 2021 Apr 12.

-
- [8] Myers NT, Calderón L, Pavilonis B, Wang Z, Xiong Y, Sorensen-Allacci M, Plotnik D, Senick J, Gong J, Krogmann U, Andrews CJ. Presence and variability of culturable bioaerosols in three multi-family apartment buildings with different ventilation systems in the Northeastern US. *Indoor air*. 2020 Sep 15.
- [9] Jia Q, Li Z, Gong L, Liu L, Zhu W, Zhang M, Su H. Experimental investigation and numerical calculation of the cryogenic ejector in a liquid nitrogen system. *Applied Thermal Engineering*. 2020 Nov 12;116322.
- [10] Rodríguez CM, D'Alessandro M. Indoor thermal comfort review: The tropics as the next frontier. *Urban Climate*. 2019 Sep 1; 29:100488.
- [11] Yadav AS, Shrivastava V, Sharma A, Sharma SK, Dwivedi MK, Shukla OP. CFD simulation on thermo-hydraulic characteristics of a circular tube having twisted tape inserts. *Materials Today: Proceedings*. 2021 Apr 9.
- [12] Yadav AS, Shrivastava V, Sharma A, Dwivedi MK. Numerical simulation and CFD-based correlations for artificially roughened solar air heater. *Materials Today: Proceedings*. 2021 Mar 27.
- [13] Aziz MA, Gad IA, El Shahat FA, Mohammed RH. Experimental and numerical study of A/C outlets and its impact on room airflow characteristics. *International Journal of Mechanical and Mechatronics Engineering*. 2012 Nov 24;6(11):2362-70.
- [14] Kumlutaş D, Karadeniz ZH, Kuru F. Investigation of flow and heat transfer for a split air conditioner indoor unit. *Applied thermal engineering*. 2013 Mar 1;51(1-2):262-72.
- [15] Gupta V, Sharma A, Gupta KS. Numerical analysis of direct type greenhouse dryer. In *Gas Turbine India Conference 2017 Dec 7 (Vol. 58516, p. V002T06A008)*. American Society of Mechanical Engineers.