



# International Journal of Research Publication and Reviews

Journal homepage: [www.ijrpr.com](http://www.ijrpr.com) ISSN 2582-7421

## Analysis of Physical and Financial Progress of MGNREGA in Haryana

*Mr. Rajpal*

Associate Professor, Department of Economics, Pt. C.L.S. Government College, Karnal, Haryana, India

### ABSTRACT

The study was conducted to track the physical and financial progress of Mahatma Gandhi National Rural Employment Guarantee Act (MGNREGA) in Haryana. According to the data, the number of households providing employment and job card holders under MGNREGA expanded quickly between 2016-17 and 2018-19. The findings indisputably demonstrated that the number of job seekers under this flagship programme increased during the process of giving employment cards to rural families. According to the findings, marginalized groups of society, like as women, increased their involvement in the MGNREGA in Haryana from 2016-17 (45.62 percent) to 2018-19 (50.5 percent). The income of the scheme's participating households has been supplemented to a great extent. Currently, Haryana has the highest paid salary (Rs. 281.27) under the scheme of all Indian states. The amount available funds and total expenditure incurred under have fluctuated throughout time. Similarly, the percentage of expenditure to total money available has been increasing. Secondary data has been gathered from various articles, research papers, studies, journals, news sources, and online databases. According to the findings, MGNREGA has a favourable impact on rural employment generation and rural development.

**Key Words:** physical and financial progress, MGNREGA, Rural Development, Household.

### INTRODUCTION

The Mahatma Gandhi National Rural Employment Guarantee Act (MGNREGA) of 2005 is one such programme that promises both employment generation and inclusive growth by making one-third women's participation mandatory and giving equal wage rates to men and women. The Indian government implemented this scheme in 2005, creating new job opportunities for rural people by "to provide for the enhancement of livelihood security of the households in rural areas of the country by providing at least one hundred days of guaranteed wage employment in every financial year to every household whose adult members volunteer to do unskilled work" according to the act (The National Rural Employment Guarantee Act, 2005, No. 42 of 2005, 5th September, 2005). It truly creates a lot of job prospects, particularly in rural areas. This legislation ensures a job for every disadvantaged rural people and sets a basic income for everyone. MGNREGA not only increases job prospects, but it also appears to be an effective tool for poverty alleviation in rural India. MGNREGA boosts the household member's income and purchasing power who participated in the scheme. Villagers are now able to meet their basic necessities after participating in the MGNREGA programme. A comparison of the villager's status after MGNREGA indicates that it improves their socioeconomic condition and provides a higher standard of living.

The main objective of the study is to analyse the progress of the MGNREGA scheme in financial and physical aspects between the time periods of 2016-17 and 2018-19 in Haryana. In terms of physical and financial progress, as well as MGNREGA planning, several studies from various states were reviewed and analysed. The study's goal is to examine the financial and physical progress of MGNREGA in the state of Haryana.

### LITERATURE REVIEW

Male-female intra-household relations are thus also defined by their disparate bargaining power, which is in turn determined by their disparate access to economic, political, and social resources. Apart from other factors, property ownership and access to paid employment outside the household boost a woman's bargaining power by providing her with a superior fallback position (Agarwal, B. 1997). A study conducted in 2010 and 2011 to assess the impact of MGNREGA implementation on two districts in the state of Haryana. They have chosen two districts, one

agriculturally advanced and one agriculturally backward. The primary goal of their research is to compare the job status, income, landholding size, herd size, and other assets of households in these two districts. They surveyed 60 farm families from each district and discovered a significant disparity in the extent of MGNREGA employment in both districts. They found that, despite a strong employment generation wing, MGNREGA has been unable to stem migration from rich countries (Ahuja, R. U., et al. 2011). The report assesses the performance of MGNREGA at the state level, as well as its impact on various agricultural streams and rural agriculture salaries. According to their comparison study, the MGNREGA system has not only directly benefited agricultural labourers, but it has also indirectly increased the Minimum Agricultural Wage Rate (MAWR). They have identified various improvement measures such as worker empowerment, connecting other development programmes, and looking for other possible jobs (Rengasamy, J. and Kumar, B.S. 2011). MGNREGA performance was investigated in Keota Mahwah village, Babhani block, Sonbhadra district, Uttar Pradesh. They conducted a survey on 100 MGNREGA beneficiaries, both male and female, using a structured interview schedule and discovered that the respondents are well aware of every aspect of the scheme, such as registration, job card, hundred days of work in a year, having a bank account, receiving payment from a bank, and so on. At the same time, they realised that the respondents' biggest complaint is delayed wage payment and access to bank accounts. Another notable conclusion is that the gram Pradhan played a critical role in disseminating information about the MGNREGA (Bishnoi, I. et al. 2012). In the year 2012, they surveyed 250 people in the Rohtak area of Haryana using a semi-structured questionnaire. They analysed the data using a stratified random sampling technique. According to their research, MGNREGA involvement has resulted in a major improvement in the lives of rural women in terms of employment opportunities and revenue production (Arora, V. et al. 2013). According to survey data in India (both qualitative and quantitative), women employees are more confident about their roles as contributors to family expenses and job decisions, and they are also becoming more assertive about their public space. MGNREGS made a substantial impact by removing these limits by making wage jobs available inside or near the hamlet. It has given them the option to make money without having to give up their other familiar duties. Looking at the responses from widows individually, MGNREGS was deemed very significant for widows as well (Ayekpam, D. 2016).

---

## DATA AND METHODOLOGY

Data source: This study mainly based on secondary data of the physical and financial from the official website The Mahatma Gandhi National Rural Employment Guarantee Act 2005 under the Ministry Of Rural Development, Government of India and Annual report of Ministry Of Rural Development. The current data was available of three year from 2016-17 to 2018-19 for Variables. This study descriptively analyse the data and further discussion the physical and financial aspects. The physical aspects includes total No. of Job Cards issued, total No. of Active Workers, percentage of SC worker against active workers, ST worker against active workers, Women persondays out of Total , Total No of HHs completed 100 Days of Wage Employment, Average days of employment provided per Household and Average Wage rate per day per person(Rs.)etc. whereas the financial aspects includes Total center release fund, Total Availability, Total Expenditure, Percentage Utilization, Wages, Material and skilled Wages, percentage of Material expenditure, Total Administrative Expenditure, Admin Exp(%),and .% payments generated within 15 days.

---

## ANALYSIS AND DISCUSSION OF RESULTS

Haryana state had established as the seventeenth state of India on 1<sup>st</sup> November 1966. The state earlier was comprised in the Punjab but get departed from it due to some political or language reasons. At that time Haryana, state was less developed and covers the smallest 1.37 percent geographical areas of India. The state is situated in the North-Western region of Indian Union with adjoining of 1/3 part of National Capital Region(NCR) of New Delhi .The state also touches the boundary of many states like Uttar Pradesh to East, Punjab to West, Himachal Pradesh to North and Rajasthan to south side.

### MGNREGA in Haryana

The Indian constitution defines three levels of government: national, state, and local, which regulate and run the country's government structure. The 73rd and 74th Constitutional Amendment Acts were passed by the government, establishing three levels of local administration: zila parishads, block smitis, and gramme panchayats. To make it easier to reach rural people, the MGNREGA Act was also implemented through Gram Panchayats. It was announced on September 7, 2005, for 200 rural areas in its first phase, which includes two Haryana districts, Mahendergarh and Sirsa, and went into effect on February 2, 2006. It was expanded to an additional 130 rural districts, including Ambala and Mewat, in 2007-08. With effect from April 1, 2008, the remaining districts were notified under MGNREGA has evolved since then. It has been expanded to encompass the entire country, with the exclusion of regions with a 100 percent urban population. MGNREGA is a paradigm shift from prior wage employment programmes in India's history, whether planned or implemented. MGNREGA is distinguished by the integration of natural resource management and livelihood generation approaches. Another distinguishing feature is its potential for women's empowerment in rural India.

**Table: 1**Current status of MGNREGA in Haryana

Haryana State profile & MGNREGA status in			
Total No. of Districts	22		
Total No. of Blocks	140		
Total No. of GPs	6,235		
<b>I Job Card</b>			
Total No. of Job Cards issued[In Lakhs]	10.54		
Total No. of Workers[In Lakhs]	18.93		
Total No. of Active Job Cards[In Lakhs]	4.99		
Total No. of Active Workers[In Lakhs]	7.52		
(i)SC worker against active workers[%]	47.7		
(ii)ST worker against active workers[%]	0.01		
<b>II Progress</b>	<b>2016-17</b>	<b>2017-18</b>	<b>2018-19</b>
Approved Labour[ ] Budget[In Lakhs]	98	100	100
Persondays Generated so far[In Lakhs]	84.92	90.37	77.9
% of Total LB	86.65	90.37	77.9
% as per Proportionate LB			
SC persondays % as of total persondays	42.14	45.58	45.58
ST persondays % as of total persondays	0.01	0.01	0.01
Women Persondays out of Total (%)	45.62	48.64	50.05
Average days of employment provided per Household	30.21	33.12	33.73
Average Wage rate per day per person(Rs.)	259.88	277.85	281.27
Total No of HHs completed 100 Days of Wage Employment	2459	3924	3789
Total Households Worked[In Lakhs]	2.81	2.73	2.31
Total Individuals Worked[In Lakhs]	4.18	3.96	3.27
Differently abled persons worked	464	514	724
<b>III Works</b>			
Number of GPs with NIL exp	2,189	2,005	1,941
Total No. of Works Taken up (New + Spill Over)[In Lakhs]	4.77	0.28	0.26
Number of Ongoing Works[In Lakhs]	0.13	0.16	0.11
Number of Completed Works	10,325	12,405	15,095
% of Category B Works	46.45	20.76	34.43
% of Expenditure on Agriculture & Agriculture Allied Works	63.73	63.32	59.58
<b>IV Financial Progress</b>			

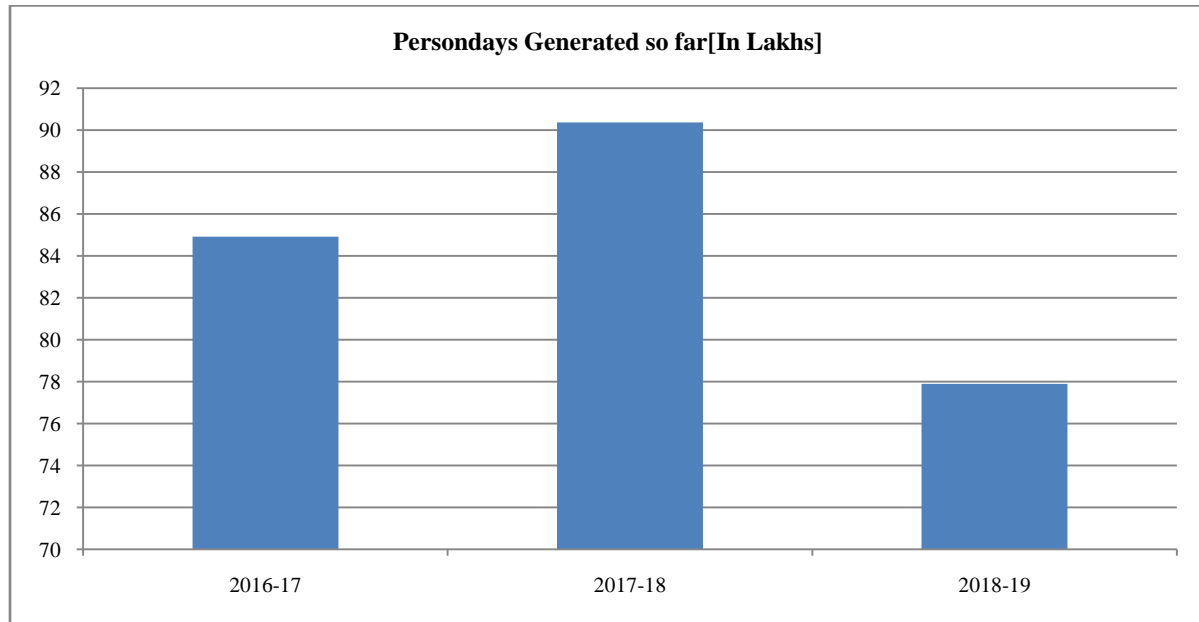
Total center Release	28771.3	30140.6	35625.15
Total Availability	32391.6	33245.2	40281.99
Percentage Utilization	100.47	96.33	91.33
Total Exp (Rs. in Lakhs.)	32542.83	31976.24	36,788.40
Wages (Rs. In Lakhs)	23087.47	24868.42	22,464.22

Material and skilled Wages (Rs. In Lakhs)	8542.85	5962.28	13,045.23
Total Adm Expenditure (Rs. in Lakhs.)	912.52	1145.54	1,278.95
Admin Exp (%)	2.8	3.58	3.48
Average Cost Per Day Per Person (In Rs.)	341.39	330.99	370.53
% of Total Expenditure through EFMS	99.52	99.58	99.71

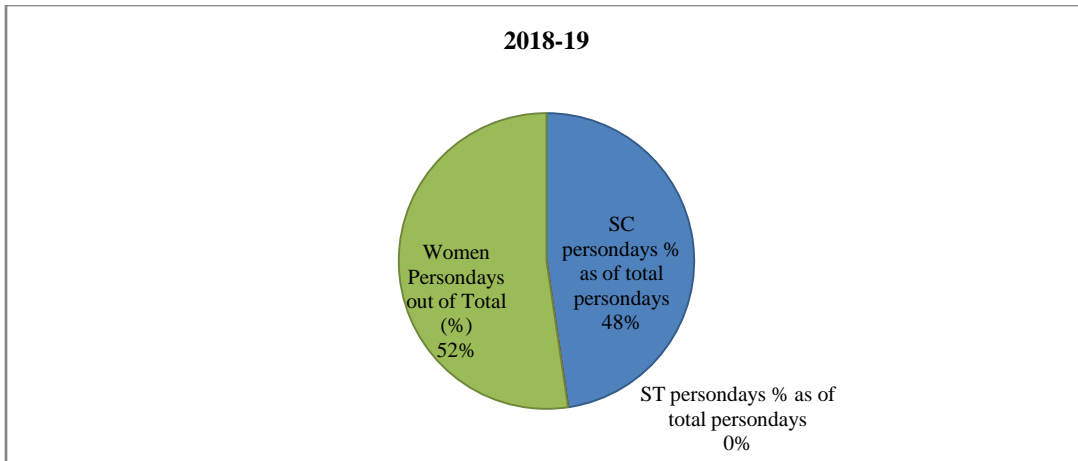
Source: [www.nrega.nic.in](http://www.nrega.nic.in)

**Physical progress:** In order to analyse the better performance of the MGNREGA scheme, some physical variables such as persondays generated percentage and their share in vulnerable sections of society such as women, SC, and ST are required, as well as average days of employment provided per household and average wage rate per day per person (Rs.); total number of House Holds that have completed 100 days of wage employment; total household workers (in lakhs); and total individual works. Now analyse each above variable separately and discuss their results.

**Persondays generated & share of Marginalized group** In the financial years 2016-17 and 2018-19, the number of person days generated was 77.9 lakh and lakh, respectively, and it shows decreased after 2017-18 (90.37lakh), which showed the MGNREGA scheme's positive consistency will also be seen in the upcoming years, as the data for 2018-19 shows only half-year data (65.61). It will surely increase at the end of the financial year.



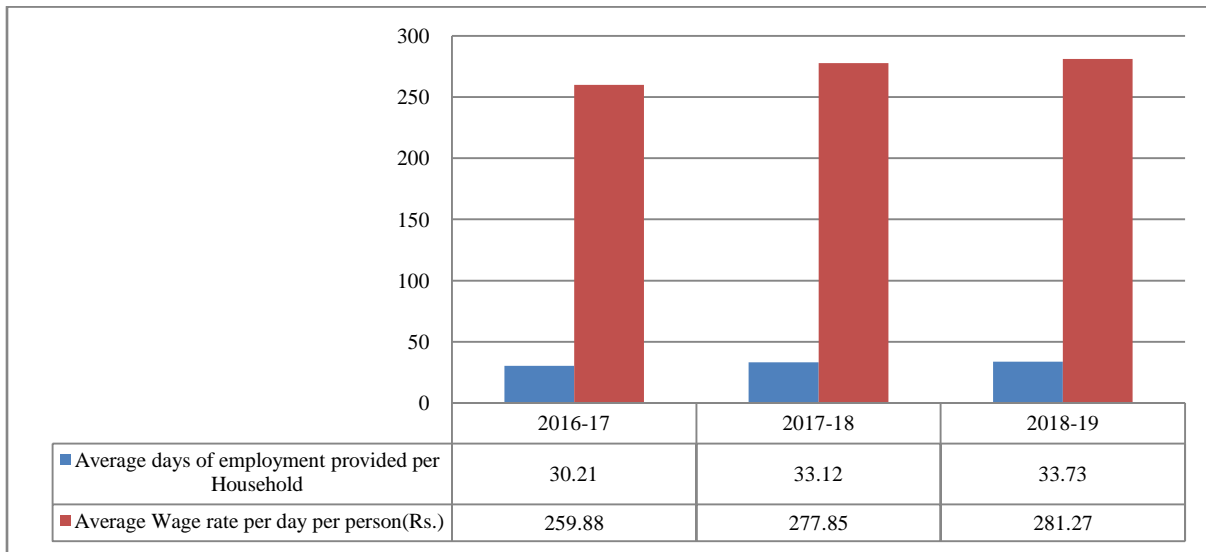
**Figure: 1 of Persondays generated (in Lakh)**



**Figure: 2 Group-wise persondays (%)**

In Figure 2, the fiscal year 2018-19 recorded total persondays generated (lakh) shared among marginal groups, with women accounting for 52 percent, ST accounting for 0.01 percent, and SC accounting for 48 percent. Women accounted for 45.62 percent of total persondays in Haryana between 2016 and 2017, while SC accounted for 42.14 percent. Because of the state's small population, the ST category had low representation.

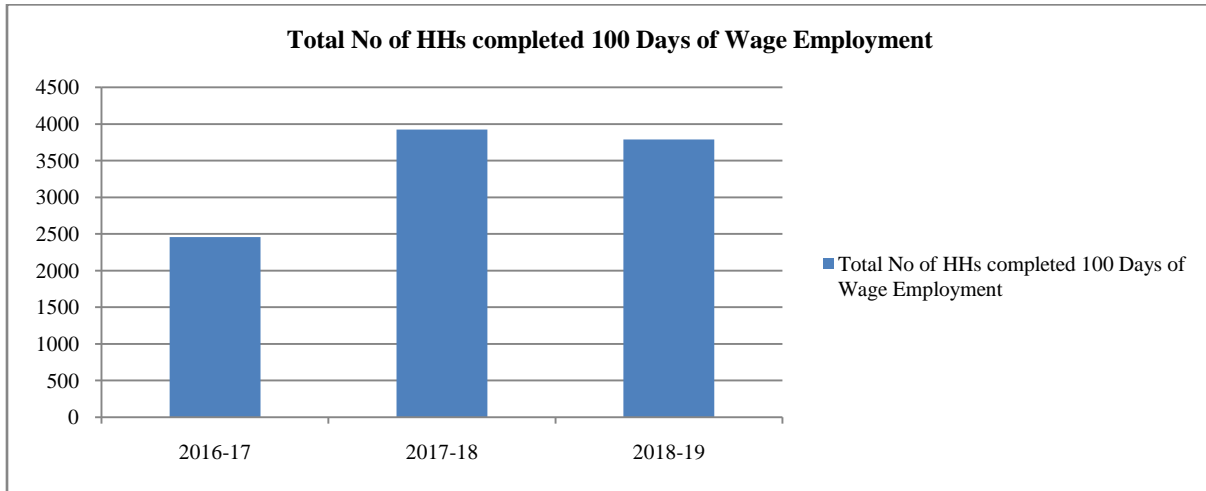
*Average day of employment provided to household & wage rate*



**Figure: 3 average employment & wage rate**

In Figure 3, the average number of days of employment provided per household shows an increasing trend from 2016-17 to 2018-19, respectively, of 30.21 to 33.73 days, this trend started increasing by year to year in two percent increment. Besides that, the average wage rate per day per person (Rs.) has tremendously increased from fiscal year 2016-17, which recorded Rs. 259.88, to fiscal year 2018-19, which has Rs.286.37.

**Households completed 100 days**

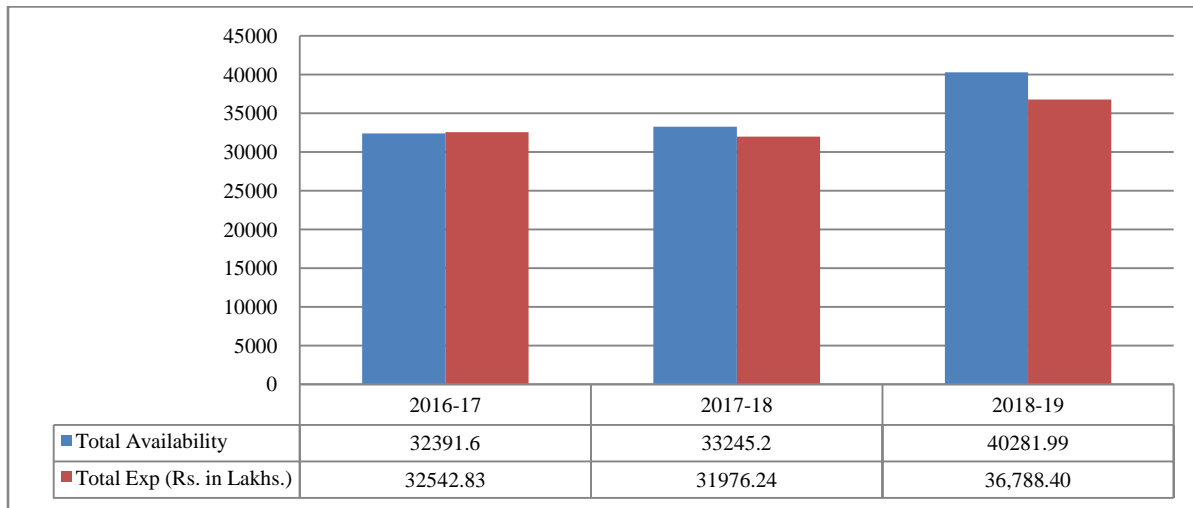


**Figure: 4 Total No of HHs completed 100 Days of Wage Employment**

In figure 4, data reflects the increasing trends of total no. of households completed 100 days work in a financial year. In which 2016-17 to 2018-19 shows decreasing trend from 2,459 household to 3,789.

**Financial progress:** In order to analyse the better performance of the MGNREGA scheme, some financial variables such as Percentage Utilization, Total Exp (Rs. in Lakhs.) distributed among Wages (Rs.In lakhs)& Material or skilled Wages(Rs. In Lakhs)

**Total Availability of Funds and Expenditure**



**Figure:5 fund utilization**

MGNREGA is the flagship programme of the central government, and this scheme is funded by them in every financial budget. It is clear from Table 5 that available funds increasing in the financial years 2016-17 to 2018-19were Rs. 32,391 lakh and Rs. 40281lakh, respectively, while expenditures incurred during those years were Rs. 32,542 lakh and Rs. 36,788 lakh. This figure shows a smaller gap between available funds and scheme expenditure.

**Table: 2 Total Expenditure**

	(1) + (2) + (3)= Total Expenditure			
Year	Wages (Rs. In Lakhs) (1)	Material and skilled Wages (Rs. In Lakhs)(2)	Total Adm Expenditure (Rs. in Lakhs.) (3)	Total Exp (Rs. in Lakhs.)
2016-17	23087.47	8542.85	912.52	32542.83
2017-18	24868.42	5962.28	1145.54	31976.24
2018-19	22,464.22	13,045.23	1,278.95	36,788.40

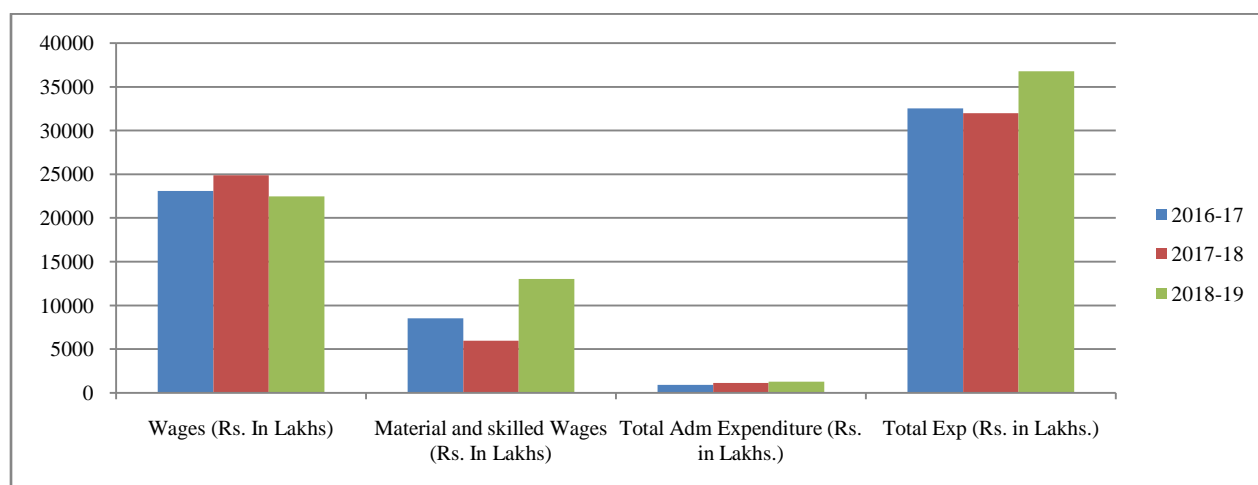
**Figure: 6 Total Expenditure**

Figure 6 depicts the total expenditure of available funds on employment wages as well as material and skill-based wages or total admin expenditure. In 2016-17, the majority of wage expenditure was Rs 23,087 lakh and skilled wages were Rs 4,852 lakh. Total expenditure data show a mixed trend, with a 10% decline rate projected for 2019.

## Result discussion

The study used data from five fiscal years in the state of Haryana. MGNREGA has covered 22 districts, 140 blocks, and 6,235 Gram Panchayats, with 10.54 lakh household job cards issued, 4.99 lakh of whom are active workers from the state of Haryana. Women's person days as a percentage of total days were 45.62 percent in 2016-17 and increased to 50.05 in 2018-19, while the SC share is at its highest in 2018-19 at 45.58 percent. The total number of households with 100 days of wage employment 2017-18 to 2018-19 shows decreasing trend from 3,924 household to 3,789 days. In Haryana, the average daily wage per person was Rs. 259.88 in 2016-17, and it is rise to Rs. 281.27 by the end of 2018-19. Furthermore, in 2018-19, the total fund availability is 40,282 lakhs, while actual expenditure is 36,788.4 lakhs.

## Conclusion

MGNREGA has been introduced in the state since 2006 in order to reduce poverty and unemployment by giving each rural household with a legally guaranteed 100 days of employment. However, analysing the physical and financial progress, it was discovered that Haryana's performance in giving supplementary employment to rural people was satisfactory, given the state's rural poverty and unemployment rates. The success of MGNREGA is dependent on enabling workers in rural areas to receive their Act entitlements as well as to leverage resources provided by the Scheme to access rural development opportunities through other programmes, allowing them to transition from wage employment to

sustainable livelihood. The purpose of the research was to look into the physical and financial progress of the Mahatma Gandhi National Rural Employment Guarantee Act (MGNREGA) in Haryana. The results revealed that the number of families receiving jobs under MGNREGA expanded considerably over the 2018-19 period. The overall available fund in 2016-17 was Rs.32, 391lakh, while the available fund in 201819 was Rs.40, 282 lakh. The proportion of expenditure to total money available has risen. In 2018-19, 10.25 lakh employment cards will be issued. The findings conclusively demonstrated that the number of job seekers under this plan increased throughout the study period. The findings show that women are increasingly participating in the MGNREGA scheme.

## REFERENCES

- Agarwal, B. (1997); "Bargaining" and Gender Relations: Within and Beyond the Household", *Feminist Economics*, 3(1), 1997, p.p.1-51.
- Ahuja, R.U. et.al., (2011); "Impact of MGNREGA on Rural Employment and Migration: A study in Agriculturally-Backward and Agriculturally-Advanced Districts of Haryana", *Agricultural Economics Research Review*, Vol. 24, pp. 495-502.
- Ayekpam, D. (2016); "People's Participation in Rural Development Scheme with special reference to MGNREGS", *International Research Journal of Management Sociology & Humanity(IRJMESH)*, vol. 7, issue no. 8, p.p.106-116.
- Bishnoi, I. et.al., (2012); "MNREGA: An Initiative towards Poverty Alleviation through Employment Generation", *Indian Research Journal of Extension Education Special Issue (Volume 1)*, pp. 169-173.
- Chippa, A.K., &Panwar, J.S. (2015); "MGNREGA Programme and Rural Economy: Some insights from review of literature", *International Research Journal of Management Science & Technology*, vol.6, issue no.11, 2015, p.p.103-109.
- Ministry of Rural Development, GOI, (2019); "The Mahatma Gandhi Rural Employment Gurantee Act 2005", June 2019.  
[https://nrega.nic.in/Nregahome/MGNREGA\\_new/Nrega\\_home.aspx](https://nrega.nic.in/Nregahome/MGNREGA_new/Nrega_home.aspx)
- IRMA (2010); "An Impact Assessment Study of usefulness and sustainability of Assets created under Mahatma Gandhi National Rural Employment Guarantee Act (MGNREGA) in Sikkim", *Institute for Rural Management, Annan*, p.p.1-86.
- Pamecha, S. & Sharma, I. (2015); " Socio-Economic impact of MGNREGA- A Case Study undertaken among Beneficiaries of 20 Villages Dungarpur District of Rajasthan", *International Journal of Scientific and Research Publication*, Vol.5, Issue.1, Jan-2015, ISSN-2250-3153.
- Pankaj, T. & Tankha, R.(2010); "Empowerment effects of the NREGs on Women Workers in Four States", *Economic and Political Weekly*, vol.45, issue.30, July.2010, p.p.45-55.
- Reddy, G. Y, &Aswath G.R. (2016); "Performance of Mahatma Gandhi National Rural Employment Guarantee Act in Karnataka, India", *International Research Journal of Social Sciences*, 5(1):15-19, January, ISSN 2319-3565.
- Rengasamy, J. and Kumar, B.S. (2011); "State Level Performances of MGNREGA in India: A Comparative study", *International Multidisciplinary Research Journal*, Vol.1(10), pp. 36-40.
- Ministry of Rural Development, (2019); India THE GAZETTE OF INDIA: EXTRAORDINARY, "State-wise wage rate for unskilled manual workers", 2019.